

KwaZulu-Natal

Provincial Vision

By 2035 KwaZulu-Natal will be a prosperous Province with a healthy, secure and skilled population, living in dignity and harmony, acting as a gateway to Africa and the World.



Moving KZN Towards Achieving Vision 2035

*Presentation to CESA
7 November 2016*



OUTLINE OF PRESENTATION

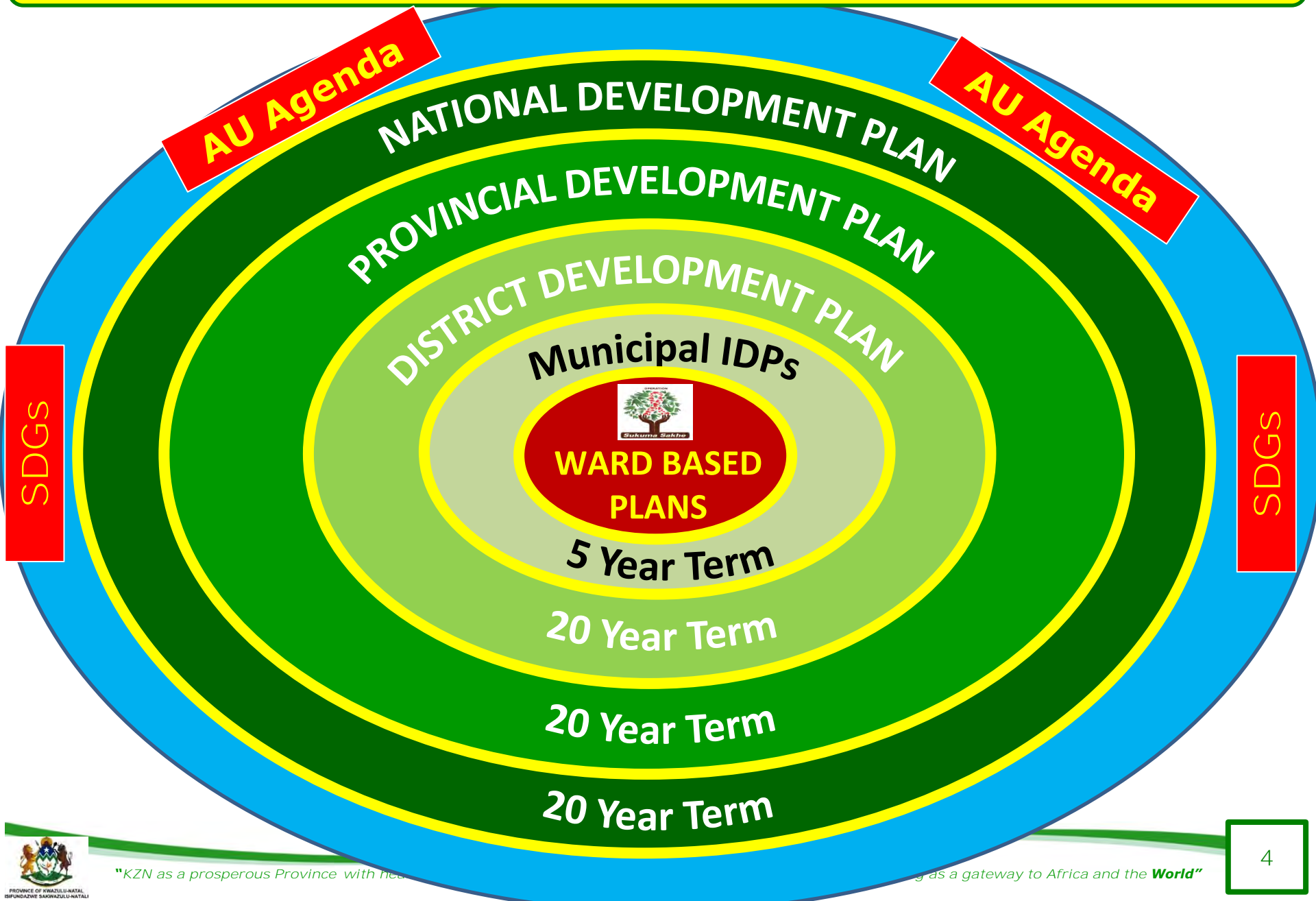
- 1. PGDS 2016**
- 2. Provincial Spatial Development Framework (PSDF)**
- 3. Institutional Framework**
- 4. Key interventions to drive KZN forward to 2035;**
 - a. Focus on Infrastructure;**
 - b. Focus on Catalytic Projects;**
- 5. Injury Time Slides**

1.

PGDS 2016

**A RESPONSE TO ADJUST THE GROWTH PATH OF
KWAZULU-NATAL, BASED ON THE CURRENT SITUATION**

REMAIN ALIGNED WITH CLEAR LINE OF SIGHT



KZN VISION 2035

KwaZulu-Natal will be a:

- **prosperous Province;**
- **with a healthy, secure and skilled population;**
- **living in dignity and harmony;**
- **acting as a gateway to Africa and the World**



KZN PGDS STRATEGIC FRAMEWORK

STRATEGIC GOALS

① INCLUSIVE
ECONOMIC GROWTH

② HUMAN RESOURCE
DEVELOPMENT

③ HUMAN &
COMMUNITY DEVELOPMENT

④ STRATEGIC
INFRASTRUCTURE

⑤ ENVIRONMENTAL
SUSTAINABILITY

⑥ GOVERNANCE AND
POLICY

⑦ SPATIAL EQUITY

Vision 2035

KwaZulu-Natal
will be a
prosperous
Province with a
healthy, secure
and **skilled**
population,
living in **dignity**
and **harmony**,
acting as a
gateway to
Africa and the
World

STRATEGIC OBJECTIVES

1. Develop and promote the agricultural potential of KZN
2. Enhance sectoral development through trade, investment & business retention
3. Enhance spatial economic development
4. Improve the efficiency, innovation and variety of Government-led job creation programmes
5. Promoting SMME, Entrepreneurial and Youth Development
6. Enhance the Knowledge Economy

7. Early Childhood Development, Primary and Secondary Education
8. Skills alignment to Economic Growth
9. Youth Skills Development & Life-Long Learning

10. Eradicate poverty & improve social welfare services
11. Enhancing health of communities and citizens
12. Safeguard and enhance sustainable household food security
13. Promote Sustainable Human Settlements
14. Enhance safety & security
15. Advance social cohesion and social capital
16. Promote youth, gender and disability advocacy and the advancement of women

17. Development of seaports and airports
18. Develop road and rail networks
19. Develop ICT infrastructure
20. Ensure availability and sustainable management of water and sanitation for all
21. Ensure access to affordable, reliable, sustainable and modern energy for all
22. Enhance KZN waste management capacity

23. Enhance resilience of ecosystem services
24. Expand application of green technologies
25. Adapt and respond to Climate Change

26. Strengthen policy and strategy co-ordination & IGR
27. Building government capacity
28. Eradicating fraud & corruption
29. Promote participative, facilitative & accountable governance

30. Enhance the resilience of new and existing cities, towns and rural nodes, ensuring equitable access to resources, social and economic opportunities
31. Ensure integrated land management use across the Province, ensuring equitable access to goods and services, attracting social and financial investment

2016 PGDS STRATEGIC GOALS and OBJECTIVES

STRATEGIC GOAL	No	STRATEGIC OBJECTIVE 2016
1 INCLUSIVE ECONOMIC GROWTH	1.1	Develop and promote the agricultural potential of KZN
	1.2	Enhance sectoral development through trade investment and business retention
	1.3	Enhance spatial economic development
	1.4	Improve the efficiency, innovation and variety of government-led job creation programmes
	1.5	Promote SMME and entrepreneurial development
	1.6	Enhance the Knowledge Economy
2 HUMAN RESOURCE DEVELOPMENT	2.1	Improve early childhood development, primary and secondary education
	2.2	Support skills development to economic growth
	2.3	Enhance youth and adult skills development and life-long learning
3 HUMAN AND COMMUNITY DEVELOPMENT	3.1	Eradicate poverty and improve social welfare services
	3.2	Enhance health of communities and citizens
	3.3	Safeguard and enhance sustainable livelihoods and food security
	3.4	Promote sustainable human settlements
	3.5	Enhance safety and security
	3.6	Advance social cohesion and social capital
	3.7	Promote youth, gender and disability advocacy and the advancement of women

2016 PGDS STRATEGIC GOALS and OBJECTIVES

STRATEGIC GOAL	No	STRATEGIC OBJECTIVE 2016
4 STRATEGIC INFRASTRUCTURE	4.1	Development of seaports and airports
	4.2	Develop road and rail networks
	4.3	Develop ICT infrastructure
	4.4	Ensure availability and sustainable management of water and sanitation for all
	4.5	Ensure access to affordable, reliable, sustainable and modern energy for all
	4.6	Enhance KZN waste management capacity
5 ENVIRONMENTAL SUSTAINABILITY	5.1	Enhance resilience of ecosystem services
	5.2	Expand the application of green technologies
	5.3	Adapt and respond climate change
6 GOVERNANCE AND POLICY	6.1	Strengthen policy, strategy coordination and IGR
	6.2	Build government capacity
	6.3	Eradicate fraud and corruption
	6.4	Promote participative, facilitative and accountable governance
7 SPATIAL EQUITY	7.1	Enhance the resilience of new and existing cities, towns and rural nodes, ensuring equitable access to resources, social and economic opportunities
	7.2	Ensure integrated land management use across the Province, ensuring equitable access to goods and services, attracting social and financial investment

GOAL 4

Strategic Infrastructure

Goal 4: Strategic Infrastructure

GOAL 4 INDICATORS - PGDS 2016

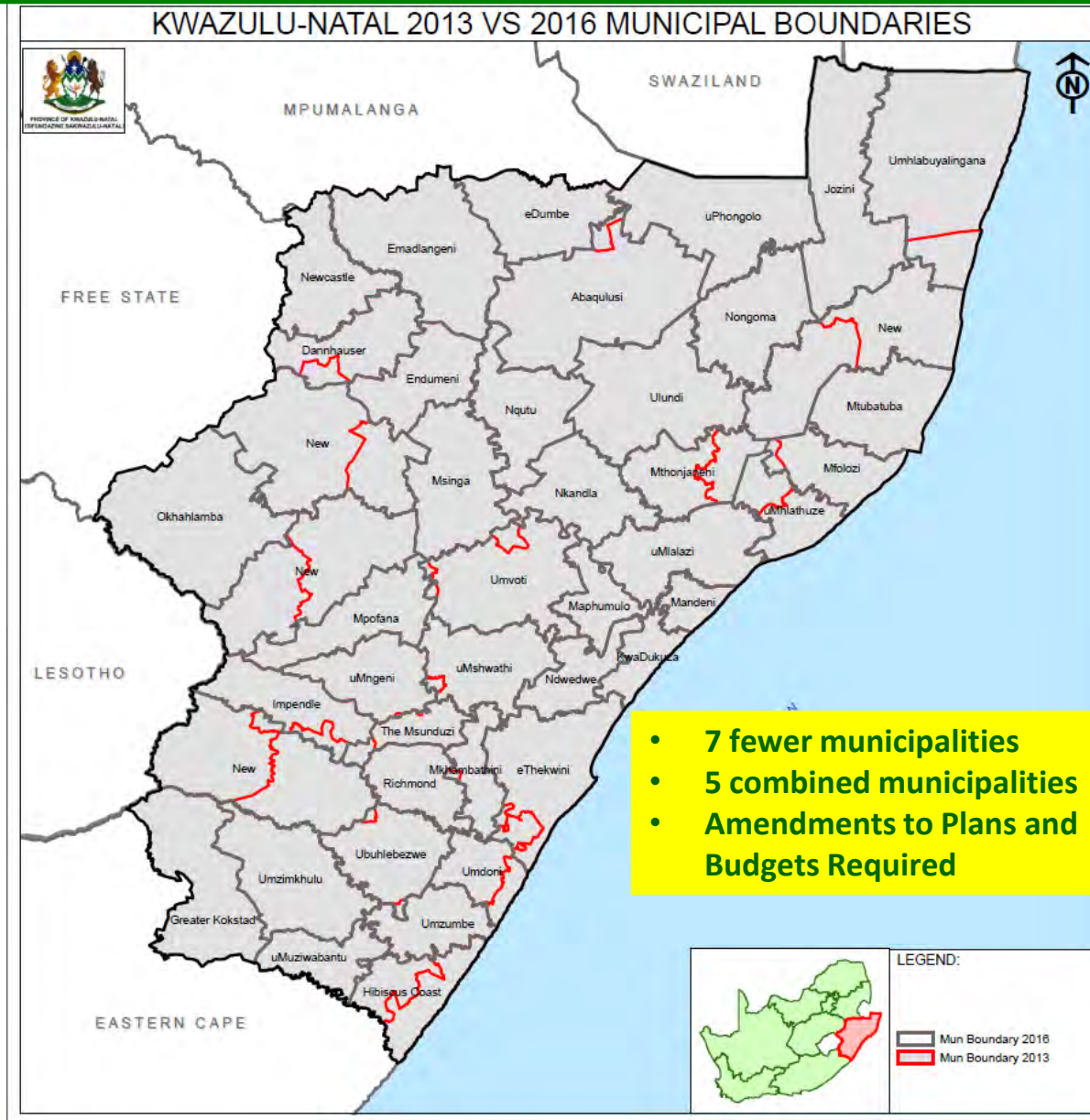
1. Provincial and Municipal Fix Capital Formation as a % of KZN GDP 2010 constant prices)
2. Percentage of provincial budget allocated to new capital infrastructure
3. Percentage of provincial budget allocated to new capital infrastructure spent
4. Percentage of provincial budget allocated to infrastructure, operation and maintenance proportional to new capital infrastructure spent
5. Percentage of municipal budget allocated to new capital infrastructure
6. Percentage of municipal budget allocated to new capital infrastructure spent
7. Percentage of municipal budget allocated to infrastructure, operation and maintenance proportional to new capital infrastructure spent

4.

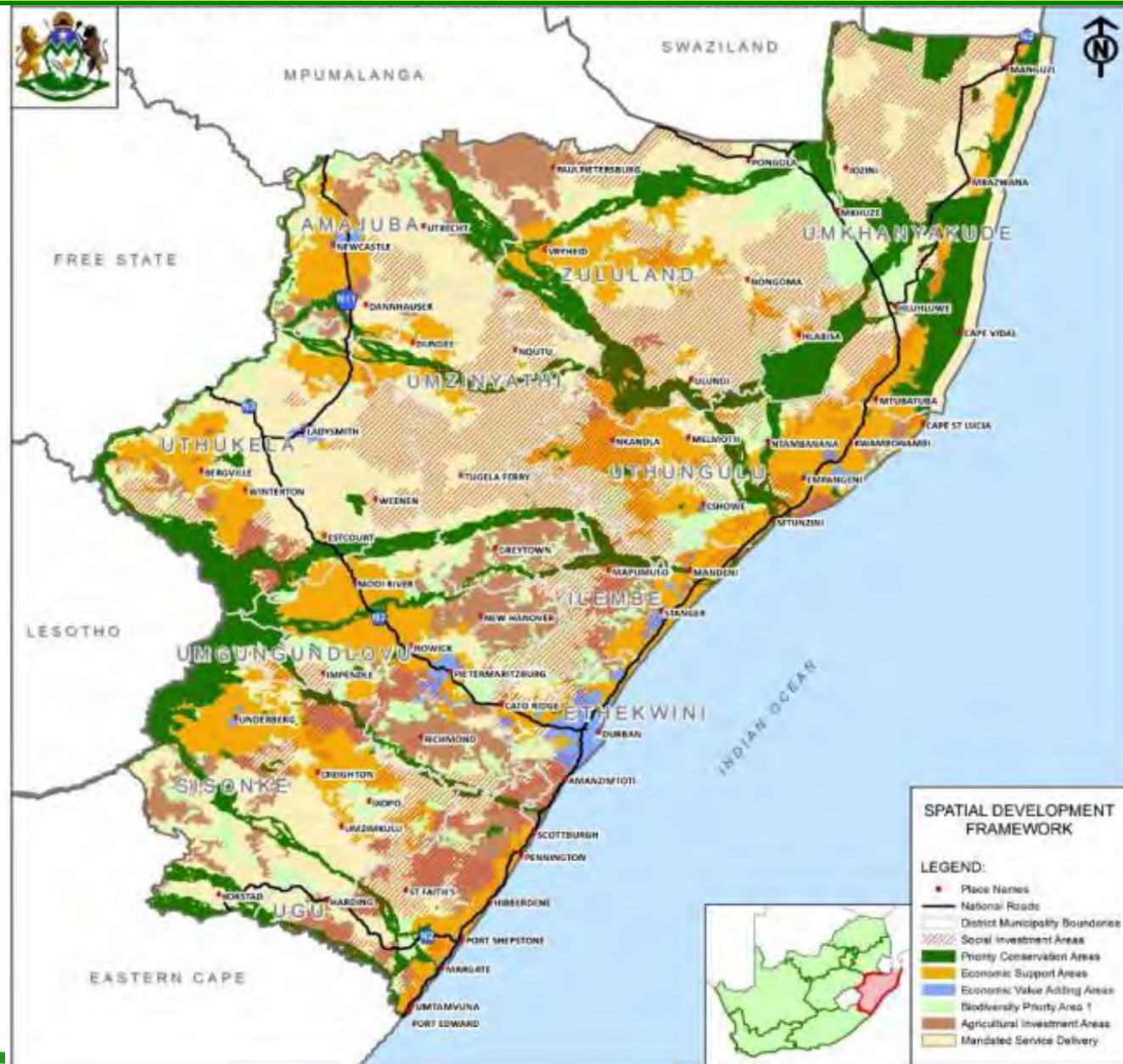
PROVINCIAL SPATIAL DEVELOPMENT FRAMEWORK

IT IS NOT ONLY ABOUT **WHAT**, BUT ALSO ABOUT **WHERE**

THE PROVINCE WE KNOW

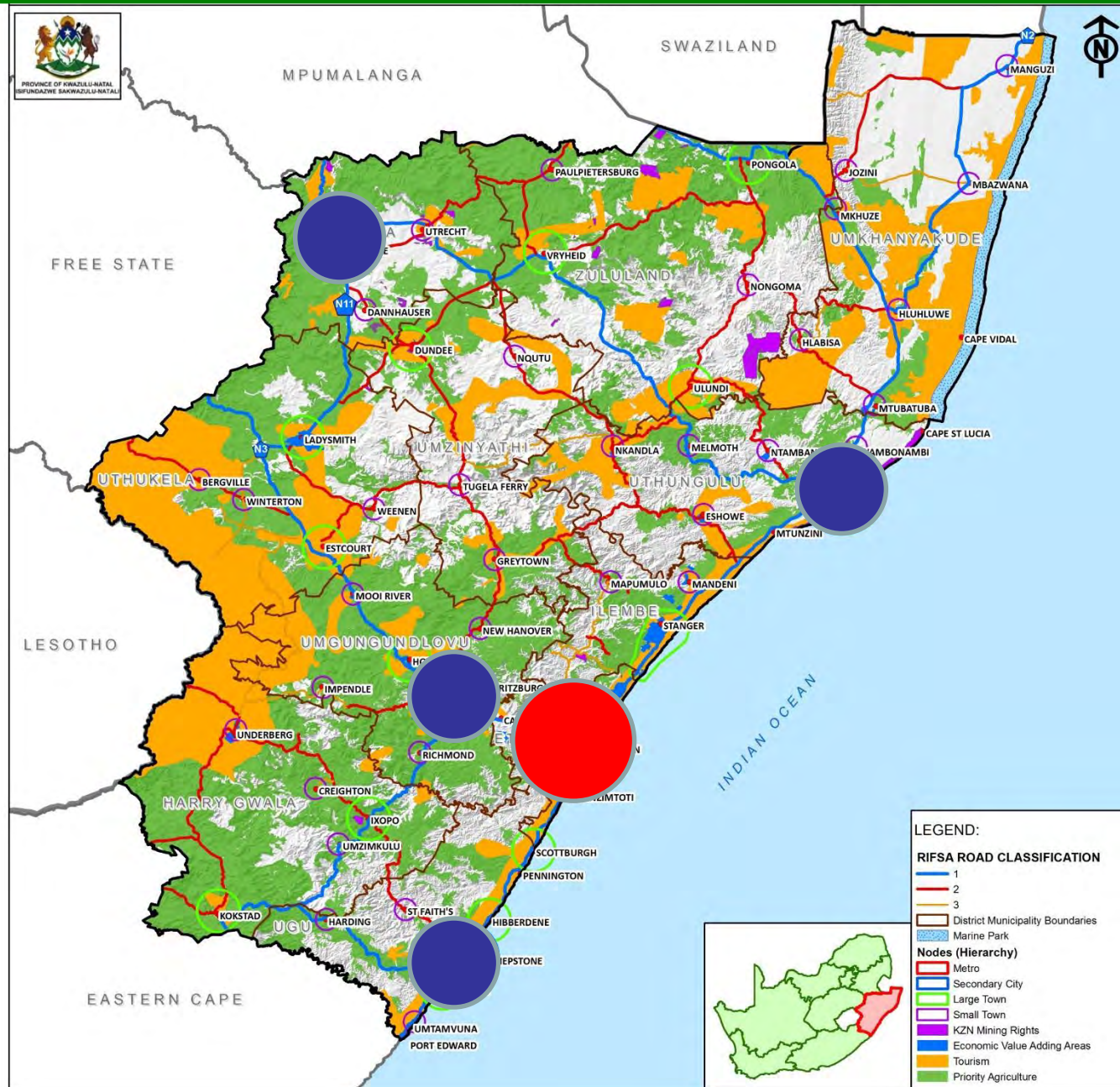


KZN SPATIAL DEVELOPMENT FRAMEWORK



"KZN as a prosperous Province with healthy, secure and skilled population, living in dignity and harmony, acting as a gateway between Africa and the World"

KZN NODES



PGDP REPORTING FRAMEWORK

PROVINCIAL EXECUTIVE COUNCIL

ESID CLUSTER

A	A	A	A	A	A	A	A	A	A
W	W	W	W	W	W	W	W	W	W
G	G	G	G	G	G	G	G	G	G
1	2	3	4	5	1	1	1	1	1
					2	3	4	5	6

SPCHD CLUSTER

A	A	A	A	A
W	W	W	W	W
G	G	G	G	G
6	7	8	1	1
			0	1

G&A CLUSTER

A	A
W	W
G	G
1	1
7	8

JCPS CLUSTER

A
W
G
9

3. INSTITUTIONAL FRAMEWORK

Cascading from Vision to Project

Vision 2035

7 Goals with Goal Indicators and targets for 2020/25/30/35

31 Strategic Objectives with Objective Indicators and targets for 2020/25/30/35

Interventions to drive the indicators and achieve the targets

Catalytic Projects supporting objectives, goals and vision at scale

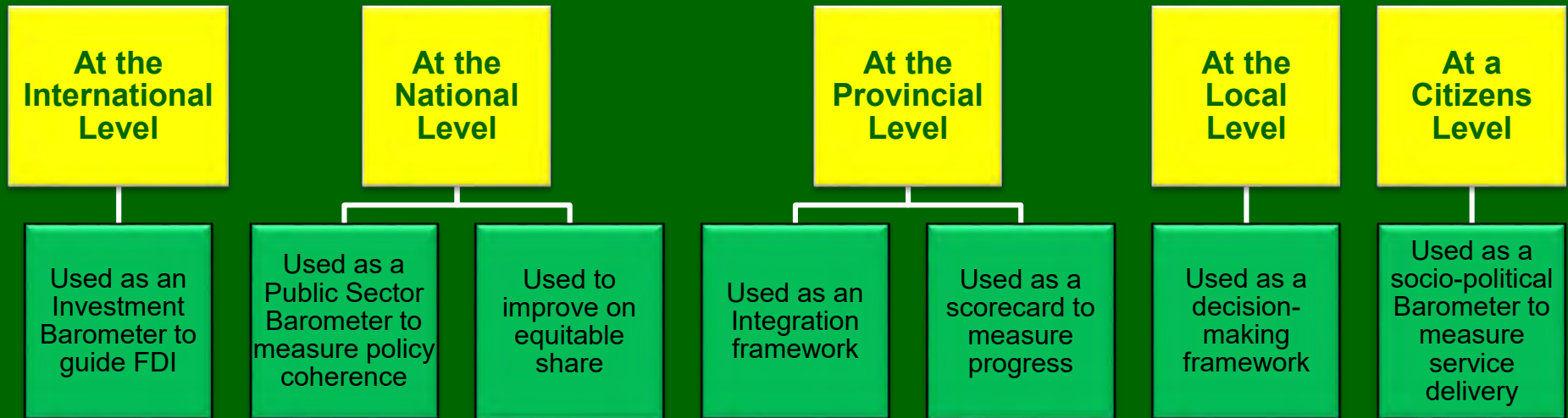
Quarterly Progress Reports submitted to Provincial Cabinet Clusters

4. KEY INTERVENTIONS TO DRIVE KZN TO 2035

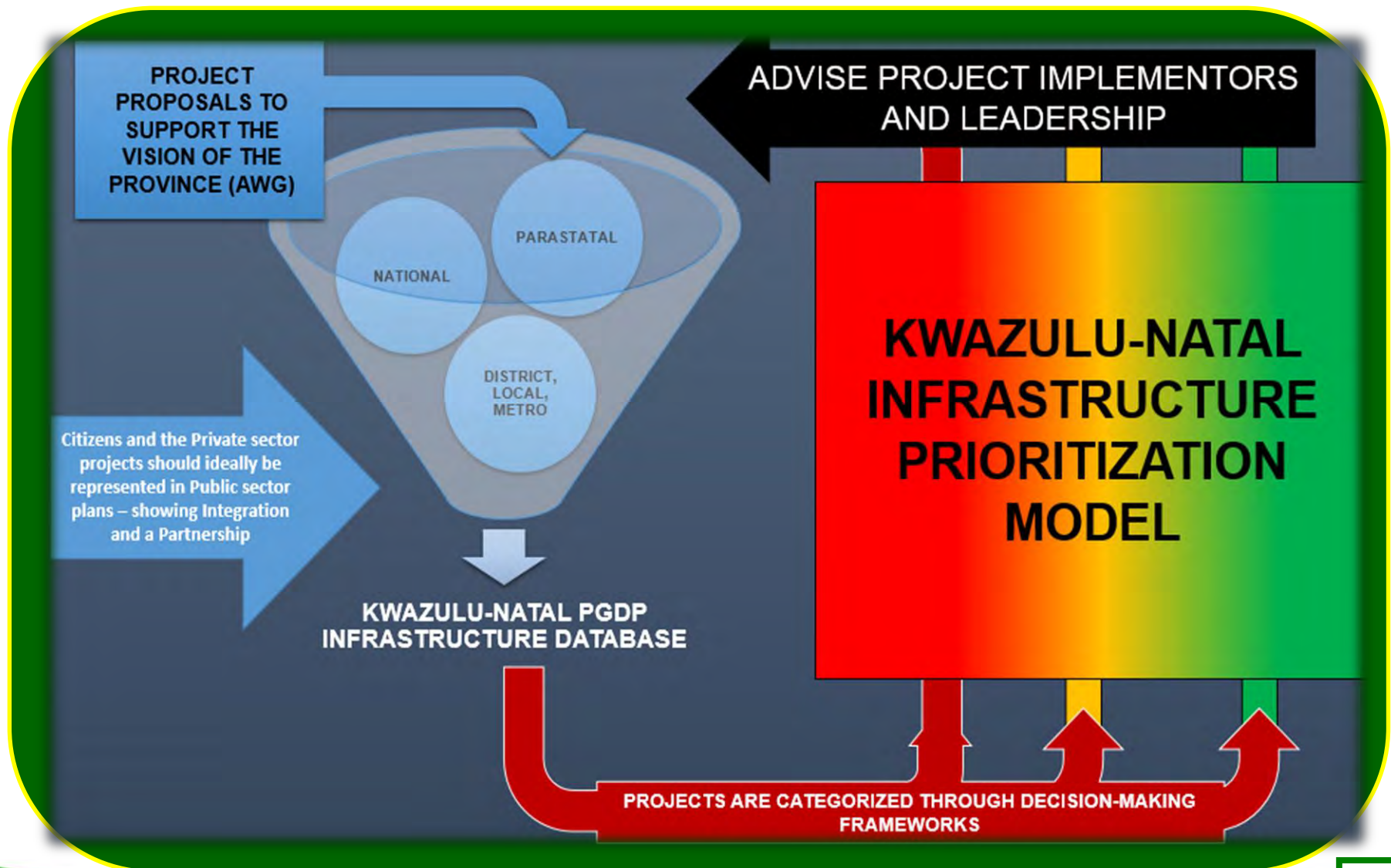
(a) FOCUS ON INFRASTRUCTURE

- 1. Airports Ports**
- 2. Harbours;**
- 3. Road**
- 4. Rail**
- 5. Electricity**
- 6. ICT**
- 7. Water and Sanitation**
- 8. Education Facilities**
- 9. Health Facilities**
- 10. Human Settlement**

KZN INFRASTRUCTURE MASTER PLAN

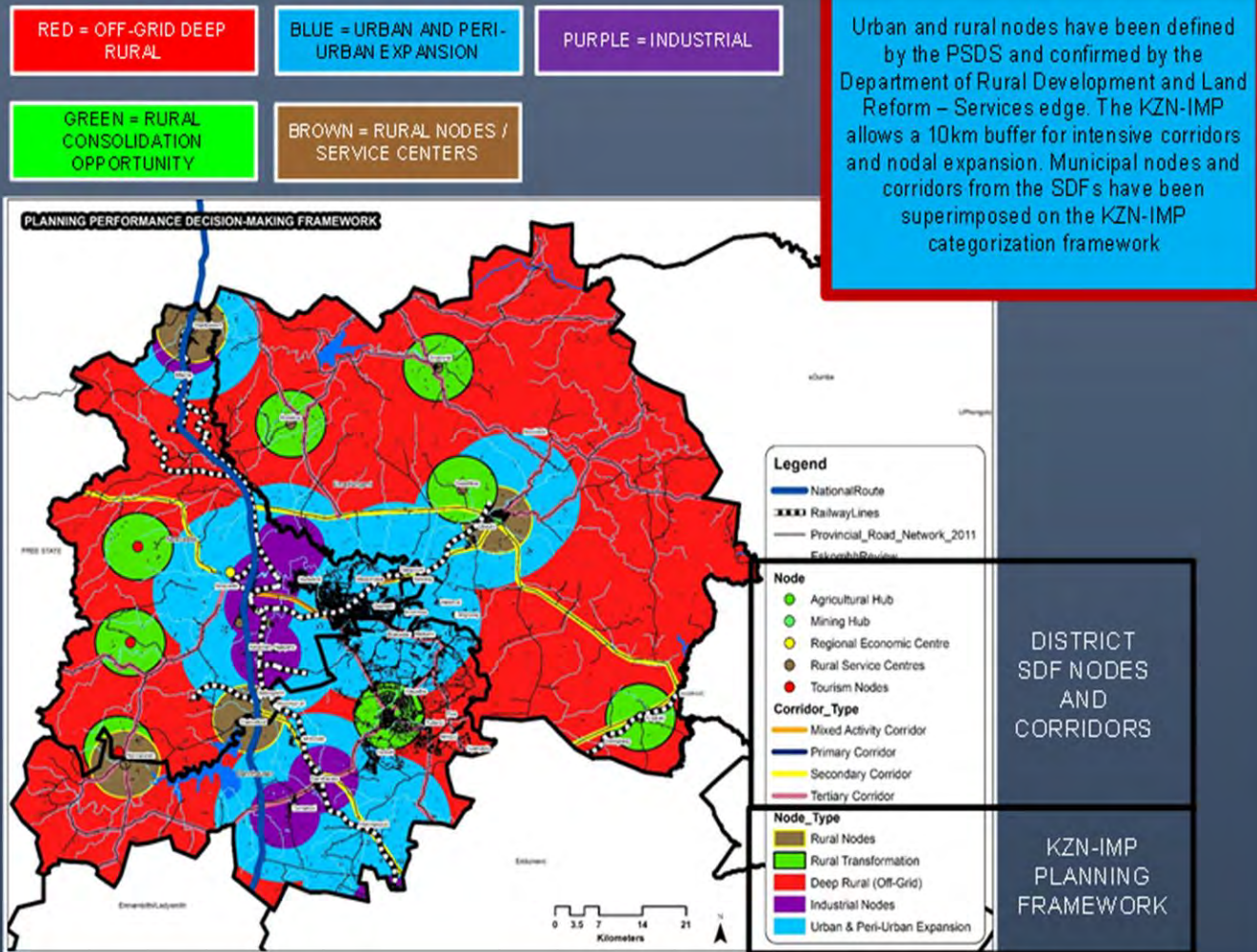


PROJECT PRIORITISATION MODEL



INFRASTRUCTURE AND MUNICIPAL SDFs

Example: AMAJUBA (PLANNING PERFORMANCE)



(b) SUPPORTING CATALYTIC PROJECTS

CATALYTIC PROJECTS

- **Clear and emphatic emphasis on processes and mechanisms to enhance implementation of the Strategy.**
- **Whilst recognising the value of a long term vision and strategy, there is an equal recognition of the need for a clear implementation plan with a focus on immediate action and the attainment of short term gains.**
- **One of the processes to be pursued in this regard is to ensure that the strategy and its objectives are driven by a range of Catalytic Projects.**
- **A Catalytic Project is defined as a project of significant scale and scope that will make a substantial impact and contribution to the achievement of the vision and goals of the Province.**

CATALYTIC PROJECTS

- The significance of a project being awarded “Catalytic” status is that it will confirm that such a project had been subjected to a screening and prioritisation process of the Provincial Planning Commission and the Infrastructure Coordination Work Group.
- Catalytic Projects will receive preferential facilitation support and guidance, in recognition of the contribution such a project can make to achieve the growth targets of the Province.
- Catalytic Projects will form an integral part of the Provincial Growth and Development Plan (PGDP), which will be reviewed and adopted by the Provincial Executive Council annually.

CATALYTIC PROJECTS

- The draft KZN Infrastructure Master Plan confirms the principles and methodologies to be applied when considering, assessing and classifying infrastructure projects and programmes for suitability in relation to the Provincial Objectives.
- Supported by the Nerve Centre an online project data collection tool, aligned to minimum IDMS and IRM reporting is being developed. This will also serve to minimise any duplication of effort as minimum project data will serve Treasury as well as KZN IMP requirements.
- Update of Catalytic Projects has commenced and will continue to be undertaken and improved.

CATEGORIES OF CATALYTIC PROJECTS

Catalytic projects			
	Major needs	Major Enablers	Game changers
	This applies to projects that are meant to address wide-scale regional needs	This applies to projects that will unlock downstream infrastructure services	This applies to projects that will structurally change the economy
	<ul style="list-style-type: none"> • Flagship Integrated Human Settlements • Higher education facilities • Health facilities • Business incubators • Skills centers 	<ul style="list-style-type: none"> • Class 1 roads upgrade • Freight Rail upgrades • Pipeline infrastructure • ICT infrastructure • IRPTN / IPTN • Energy Upgrades / Power plants / Subs • Dam development 	<ul style="list-style-type: none"> • Airport Development • Port Development • Intermodal Development • Mining Licenses • Refinery • IDZs / SEZs
	<ul style="list-style-type: none"> • Flagship Integrated Human Settlements • Hospitals • Small Town Rehabilitation & Urban renewal • Business incubators • Skills centers 	<ul style="list-style-type: none"> • Class 2 & 3 roads upgrade • Intermodal • IRPTN / IPTN • Energy Upgrades • Dams / Water transfer schemes • WWTW 	<ul style="list-style-type: none"> • Airport Development • IDZs / SEZs • Technology Hubs • Industrial Hubs • Cluster Parks / Industrial Parks • AgriZone / AgriParks
	<ul style="list-style-type: none"> • Flagship Integrated Human Settlements • Urban Renewal • Business incubators • Skills centers 	<ul style="list-style-type: none"> • Class 3 & 4 roads upgrade • IRPTN / IPTN • Energy Upgrades • Water transfer schemes • WWTW • Substations 	<ul style="list-style-type: none"> • Airport Development • IDZs / SEZs • IT / Technology Hubs • Industrial Hubs • Industrial Cluster development • Intermodal • New nodal development
National and parastatal focus areas / competencies			
Provincial competencies			
District, Metro and Local Govt. competencies			

REGISTRATION OF CATALYTIC PROJECTS

SECTION A: PROJECT AND PROJECT OWNER DETAILS

PROJECT OWNER / DEPARTMENT / SOC / COMPANY NAME:

Click here to enter text.

PROJECT NAME

Click here to enter text.

SHORT DESCRIPTION OF PROJECT

Click here to enter text.

PHYSICAL ADDRESS:

Click here to enter text.

POSTAL CODE:

Click here to enter text.

CONTACT PERSON NAME:

Click here to enter text.

CONTACT PERSON EMAIL:

Click here to enter text.

CONTACT PERSON MOBILE:

Click here to enter text.

CONTACT PERSON LANDLINE:

Click here to enter text.

DATE COMPLETED:

Click here to enter a date.

COMPLETED BY:

Click here to enter text.

REGISTRATION OF CATALYTIC PROJECTS

SECTION B: MOTIVATION TO HAVE PROJECT CATEGORISED AND ACCREDITED AS CATALYTIC

1. THE EXTENT TO WHICH THE PROJECT CAN SUPPORT THE ACHIEVEMENT OF AT LEAST FOUR STRATEGIC GOALS CONTAINED IN THE PROVINCIAL GROWTH AND DEVELOPMENT PLAN (PGDP)

- 1.1 GOAL 1: INCLUSIVE ECONOMIC GROWTH ☐
- 1.2 GOAL 2: HUMAN RESOURCE DEVELOPMENT ☐
- 1.3 GOAL 3: HUMAN AND COMMUNITY DEVELOPMENT ☐
- 1.4 GOAL 4: STRATEGIC INFRASTRUCTURE ☐
- 1.5 GOAL 5: ENVIRONMENTAL SUSTAINABILITY ☐
- 1.6 GOAL 6: GOVERNANCE AND POLICY ☐
- 1.7 GOAL 7: SPATIAL EQUITY ☐

WRITTEN MOTIVATION AND/OR SUPPORTING DOCUMENT PROVIDED

Click here to enter text.

REGISTRATION OF CATALYTIC PROJECTS

SECTION B: MOTIVATION TO HAVE PROJECT CATEGORISED AND ACCREDITED AS CATALYTIC

2. TECHNICAL DATA

2.1 THE MAGNITUDE OF INVESTMENT BEING ATTRACTED TO THE PROVINCE.

The Total Investment Value is R:.

The percentage of the Total Investment Value already secured (%):

2.2 POTENTIAL OF THE PROJECT TO STIMULATE BOTH UPSTREAM AND DOWNSTREAM OPPORTUNITIES IN THE VALUE CHAIN

2.3 THE SCOPE NATURE AND EXTENT OF EMPLOYMENT CREATION OPPORTUNITIES.

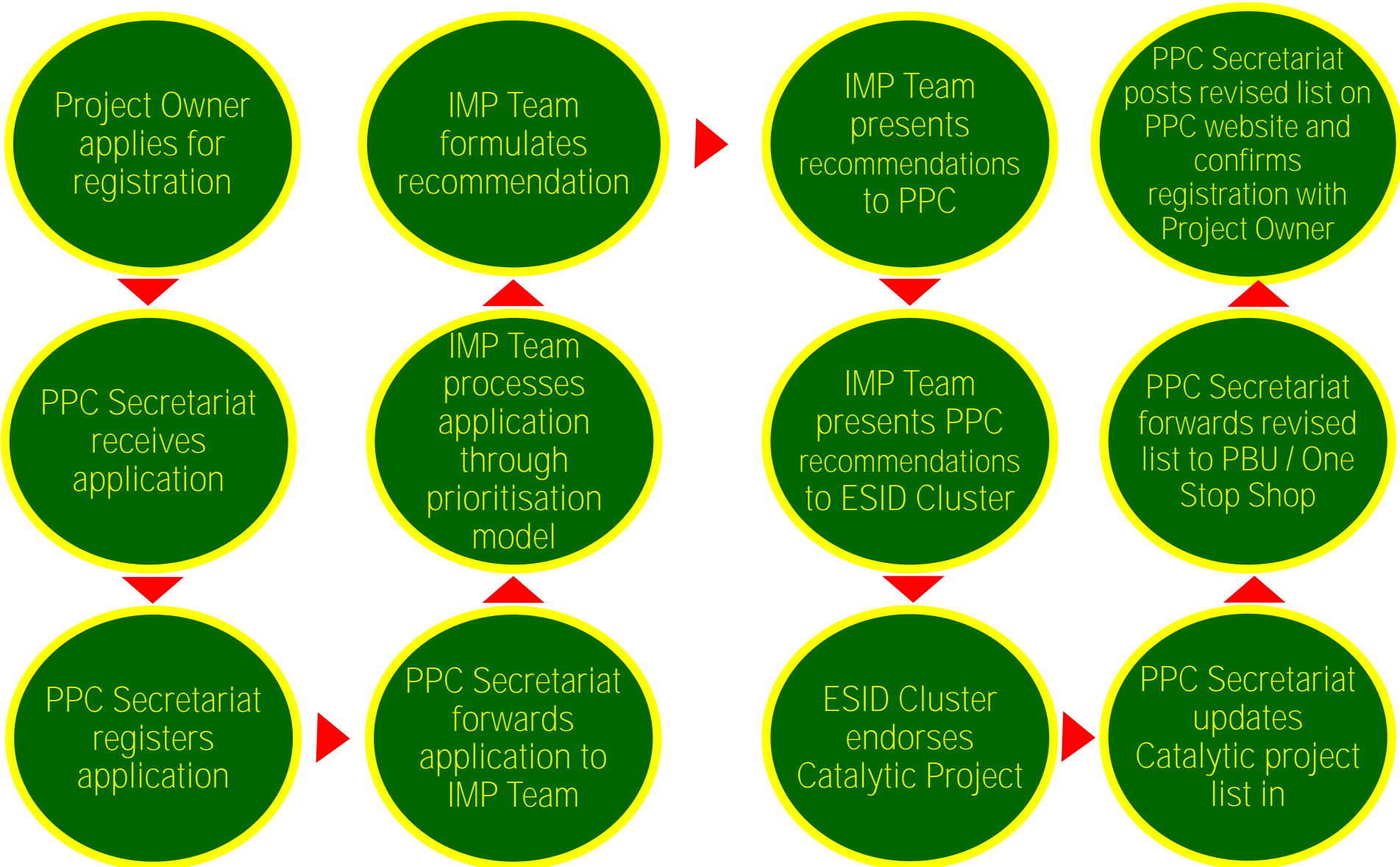
2.4 THE SCALE AND SCOPE FOR MEANINGFUL BLACK ECONOMIC EMPOWERMENT.

2.5 PROJECTED CONSTRUCTION DATES

2.6 PROJECT LOCATION: LATITUDE-LONGITUDE

2.7 PROJECT PHOTO GALLERY (PLEASE INSERT ANY IMAGES FOR YOUR PROJECT)

REGISTRATION PROCESS



CATALYTIC PROJECTS

Categories of Catalytic Projects

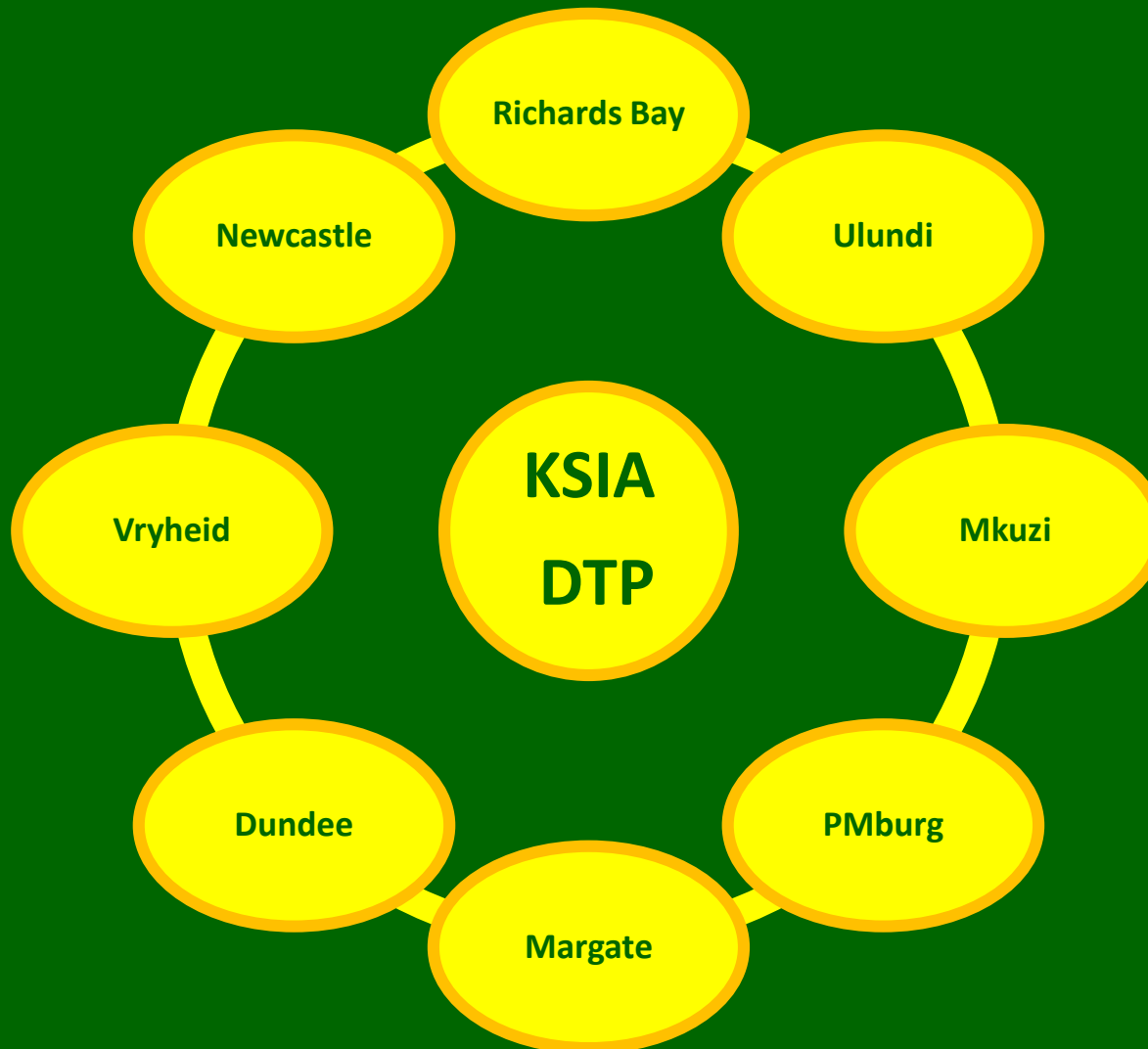
GAME CHANGERS	MAJOR ENABLERS	MAJOR NEEDS
Applies to projects that address wide-scale regional needs	Applies to projects that will unlock downstream infrastructure services	Applies to projects that will structurally change the economy



Injury Time Slides

KZN AIRPORTS

South Africa

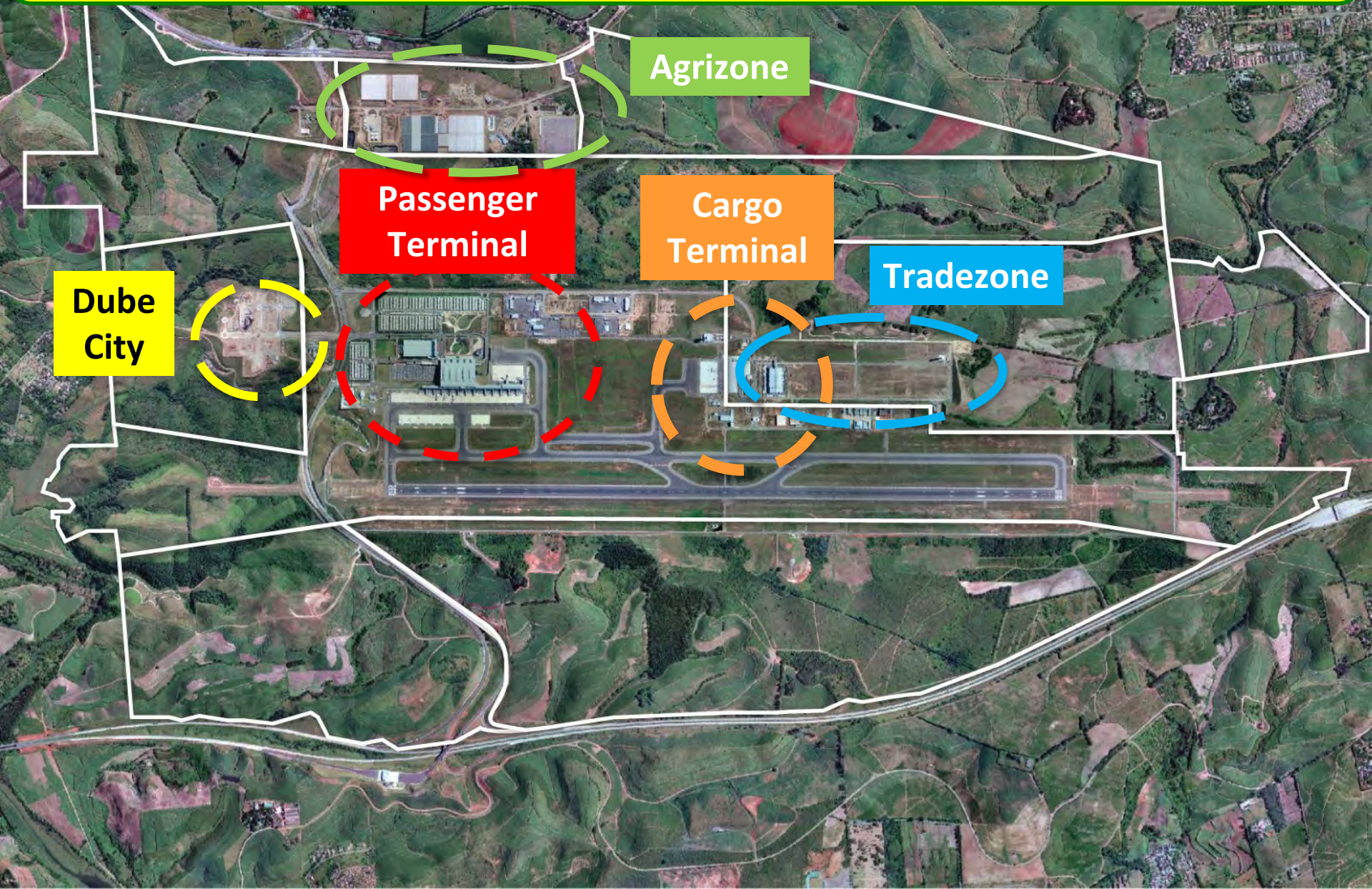


KZN REGIONAL AIRPORTS

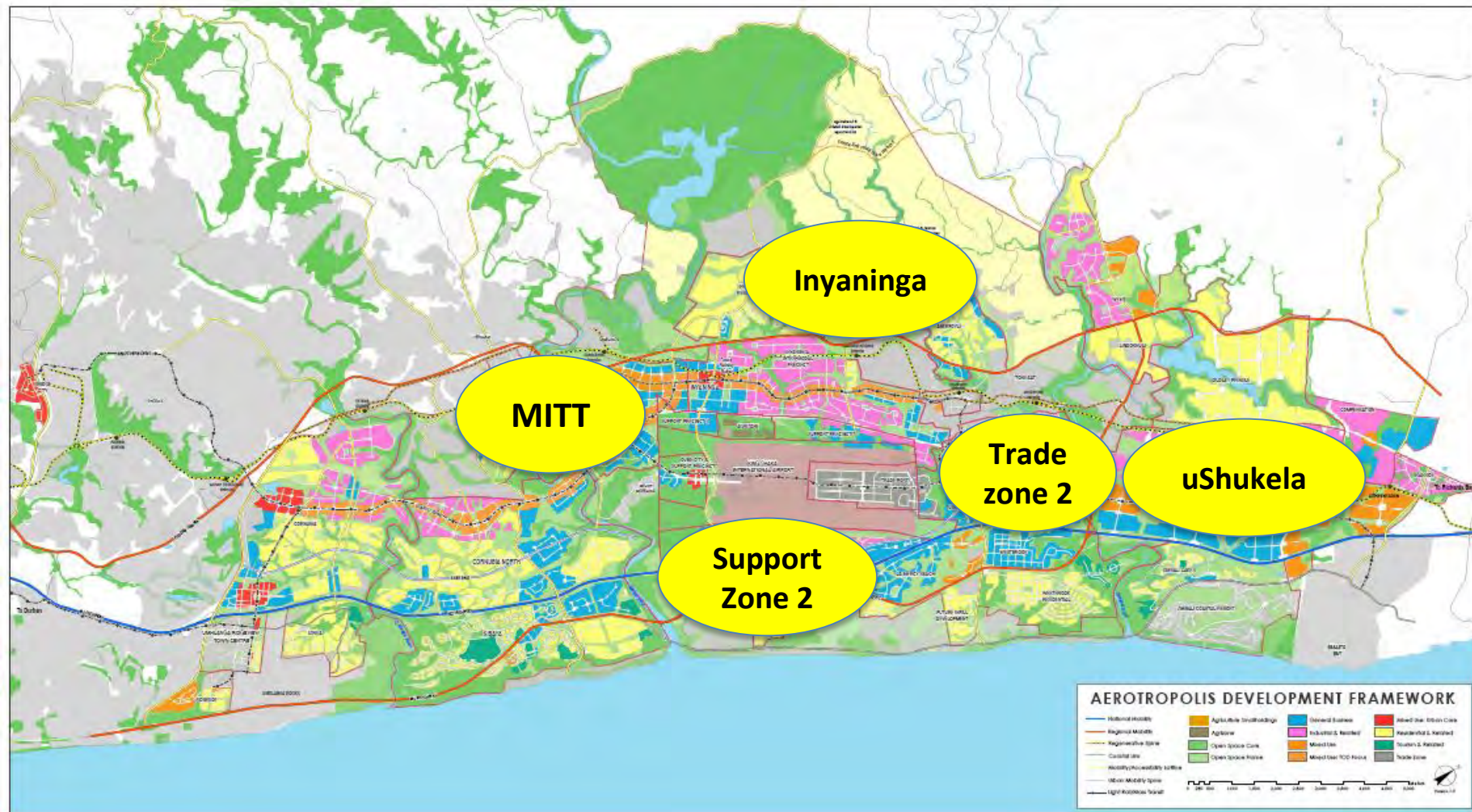
KZN Aviation Agency: Capital Budget for Regional Airports: (R'm)

Airport	Description of Work	Year 1	Year 2	Year 3	Year 4	Total
Margate	Extension of runway, terminal building upgrades, fire and rescue equipment, infrastructure upgrades, new access road, relocation and new GA hangars and fencing	50	60	60	30	R 200
PMB	New fencing, infrastructure upgrades, fire and rescue equipment, new GA hangars	5	20	10	10	R 45
Ladysmith	Repairs to runway, new terminal building, tower, fire station, fire and rescue equipment, navigational equipment, fencing	5	15	30	40	R 90
Dundee	Repairs to runway and apron, new terminal building, fire and rescue equipment, navigational equipment, fencing	3	5	5	5	R 18
Newcastle	Upgrade terminal building, repairs to runway and apron, fencing, infrastructure upgrades, fire and rescue equipment, navigational equipment	15	20	15	22	R 72
Ulundi	Infrastructure upgrades, repairs to runway and fencing		2	2	5	R 9
R/ Bay	New fencing, infrastructure upgrades, fire and rescue equipment, new GA hangars				20	R 20
Mhkuze	Upgrade runway and apron, new fencing, infrastructure upgrades, fire and rescue equipment, navigational equipment, new terminal building	22	30	30	20	R 102
TOTAL		R 100	R 152	R 152	R 152	R 556

DUBE TRADEPORT AS LAUNCH PAD OF KZN AEROTROPOLIS



DUBE TRADEPORT AS LAUNCH PAD OF KZN AEROTROPOLIS



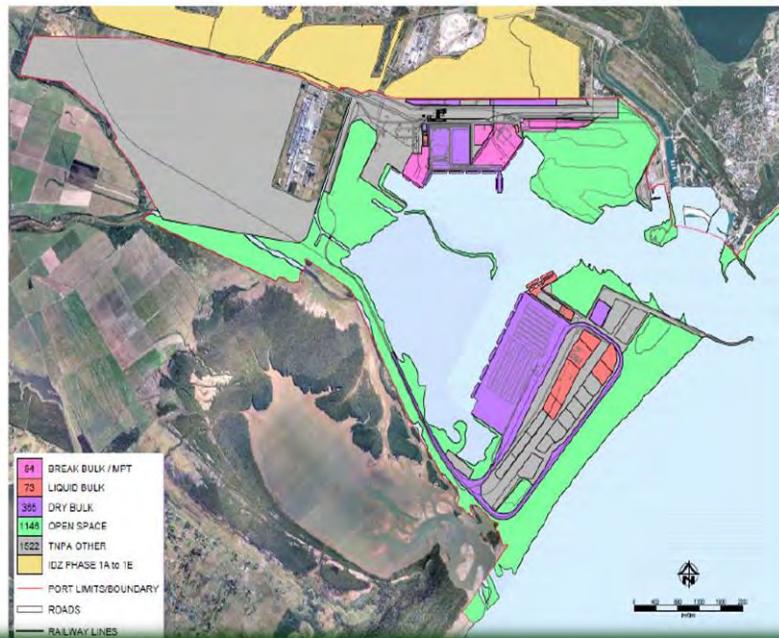
RICHARDS BAY HARBOUR



RICHARDS BAY PORT EXPANSION

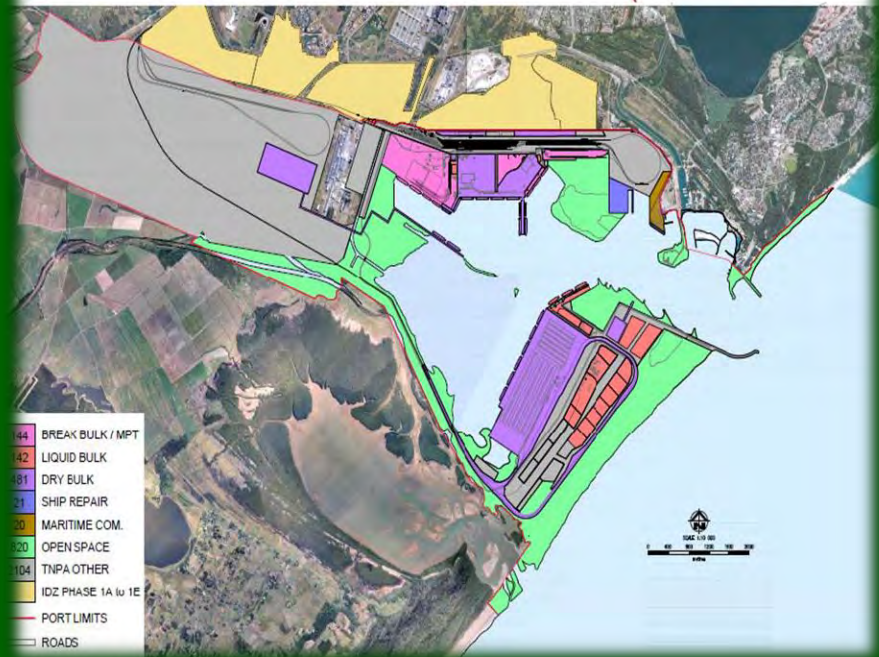
→ 2019

Port of Richards Bay – Short Term Layout [2019]



→ 2040

Port of Richards Bay – Medium Term Layout [2042]



RICHARDS BAY HARBOUR

Richards Bay : Ship Repair (Artist Impression)



RICHARDS BAY IDZ / SEZ



RICHARDS BAY

RICHARDS BAY IDZ / SEZ PHASE 1




DURBAN HARBOUR DEVELOPMENT



Artist Impression on Completion

DURBAN CRUISE TERMINAL

APPENDIX A2



DURBAN CRUISE TERMINAL



DURBAN DIG-OUT PORT EXPANSION

→ 2042

→ Long Term



DURBAN DUGOUT PORT



DURBAN DUGOUT PORT

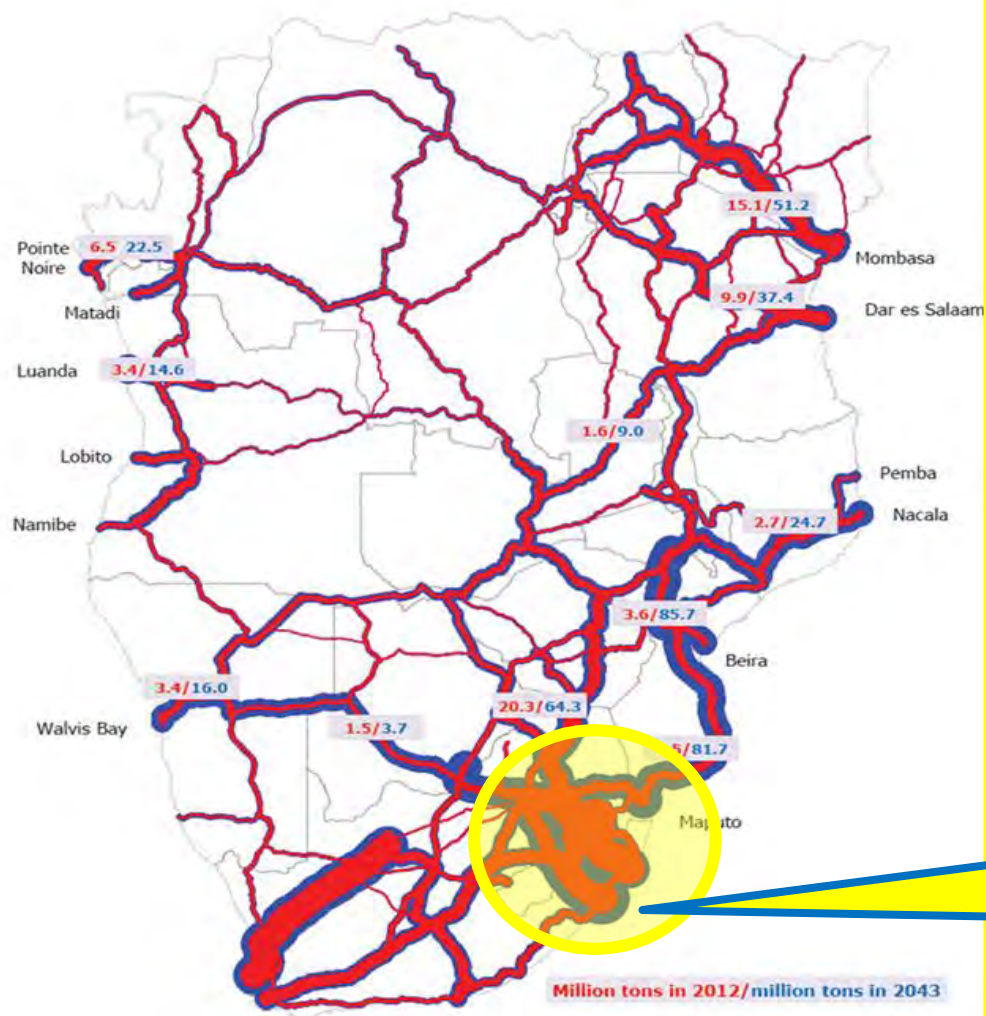


DURBAN DUGOUT PORT



PROJECTED SUB-SAHARAN FREIGHT GROWTH

2012



2040

2.7 m TEUs
to
20 M TEUs

Note: Future volumes are not shown proportional

SANRAL ROAD PROJECTS IN KZN

- ✓ N2 Rehabilitation from Murchison to Marburg
- ✓ N2 Construction of compulsory truck stop at Wilsons Cutting
- ✓ N2 New Interchange at Kokstad
- ✓ N2 New Interchange at R56/N2
- ✓ N2 Pedestrian facilities at Port Shepstone
- ✓ N2 Periodic Maintenance from Hibberdene to Mzinto River
- ✓ N2 Periodic Maintenance from Mzinto River - Mkomazi River
- ✓ N2 Pedestrian facilities Mkomazi River to Illovo River
- ✓ N2 Periodic Maintenance from Illovo River to Mlaas Canal
- ✓ N2 Periodic maintenance from Mlaas Canal to EB Cloete
- ✓ N2 Improvements to Umgeni Interchange
- ✓ N2 Improvements to Mt Edgecombe Interchange
- ✓ N2 Widening of the N2 from Mhloti to Tongaat Toll Plaza
- ✓ N2 Improvements to Ballito Interchange
- ✓ N2 Realignment of N2 at Mhali and Mvoti
- ✓ N2 Periodic maintenance New Guelderland to Mtunzini
- ✓ N2 Rehabilitation and widening from Mtunzini to Empangeni

SANRAL ROAD PROJECTS IN KZN

- ✓ N2 Overload control centre at Mtubatuba
- ✓ N2 New Interchange at Kwaboboza
- ✓ N2 New Interchange at Kwamsane
- ✓ N2 Reseal Pongola River to Pongola
- ✓ N2 Pedestrian facilities at Sitilo
- ✓ N3 Strengthening from Candella Road to Pinetown
- ✓ N3 Hammarsdale Interchange
- ✓ N3 Periodic maintenance from Sanctuary Road to Cedara
- ✓ N11 Periodic maintenance from One tree Hill to Main Road 35
- ✓ N11 Periodic maintenance of the Newcastle bypass
- ✓ N11 Rehabilitation from Nkunzi River to One Tree Hill
- ✓ R22 Periodic maintenance from Phelendaba Circle to Manguzi
- ✓ R22 Periodic maintenance from Manguzi to Mozambique border
- ✓ R22 Manguzi Improvements
- ✓ ITS Design Build Operate Maintain
- ✓ Improvements of District Roads at Umuziwabantu

TOTAL : R 7.1BILL

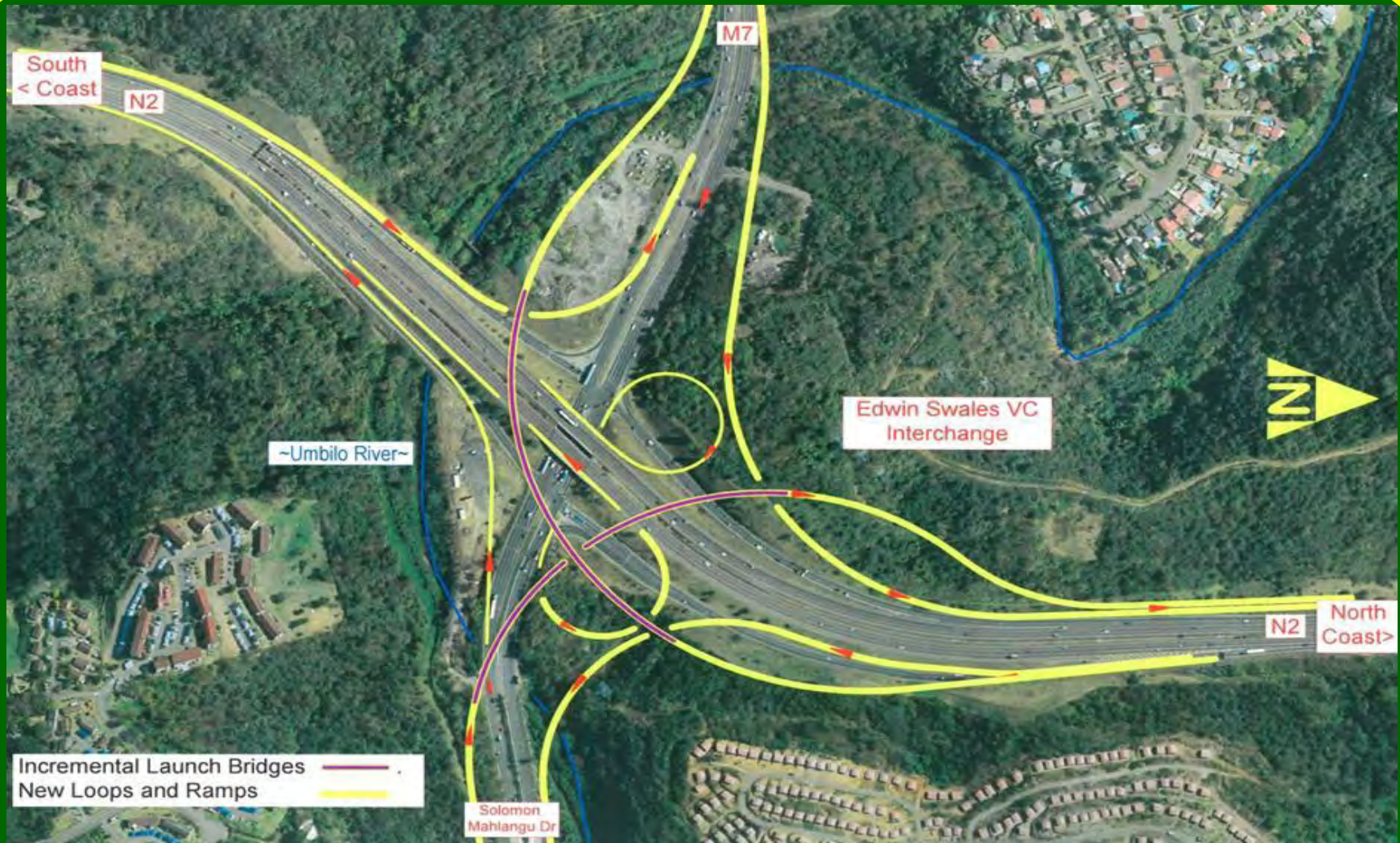
SPRINGFIELD INTERCHANGE




GATEWAY INTERCHANGE



EDWIN SWALES INTERCHANGE



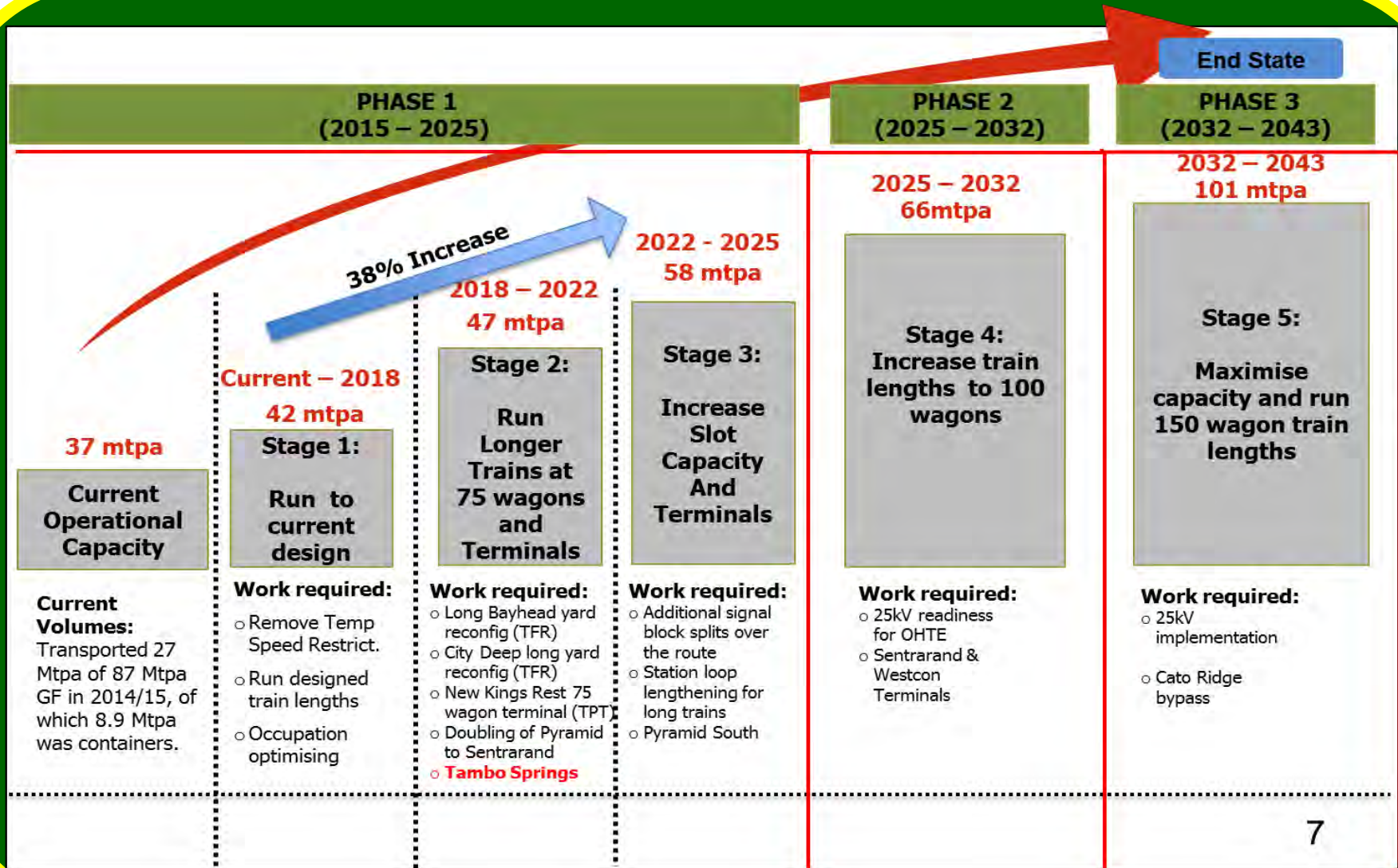
UPGRADE OF E B CLOETE INTERCHANGE



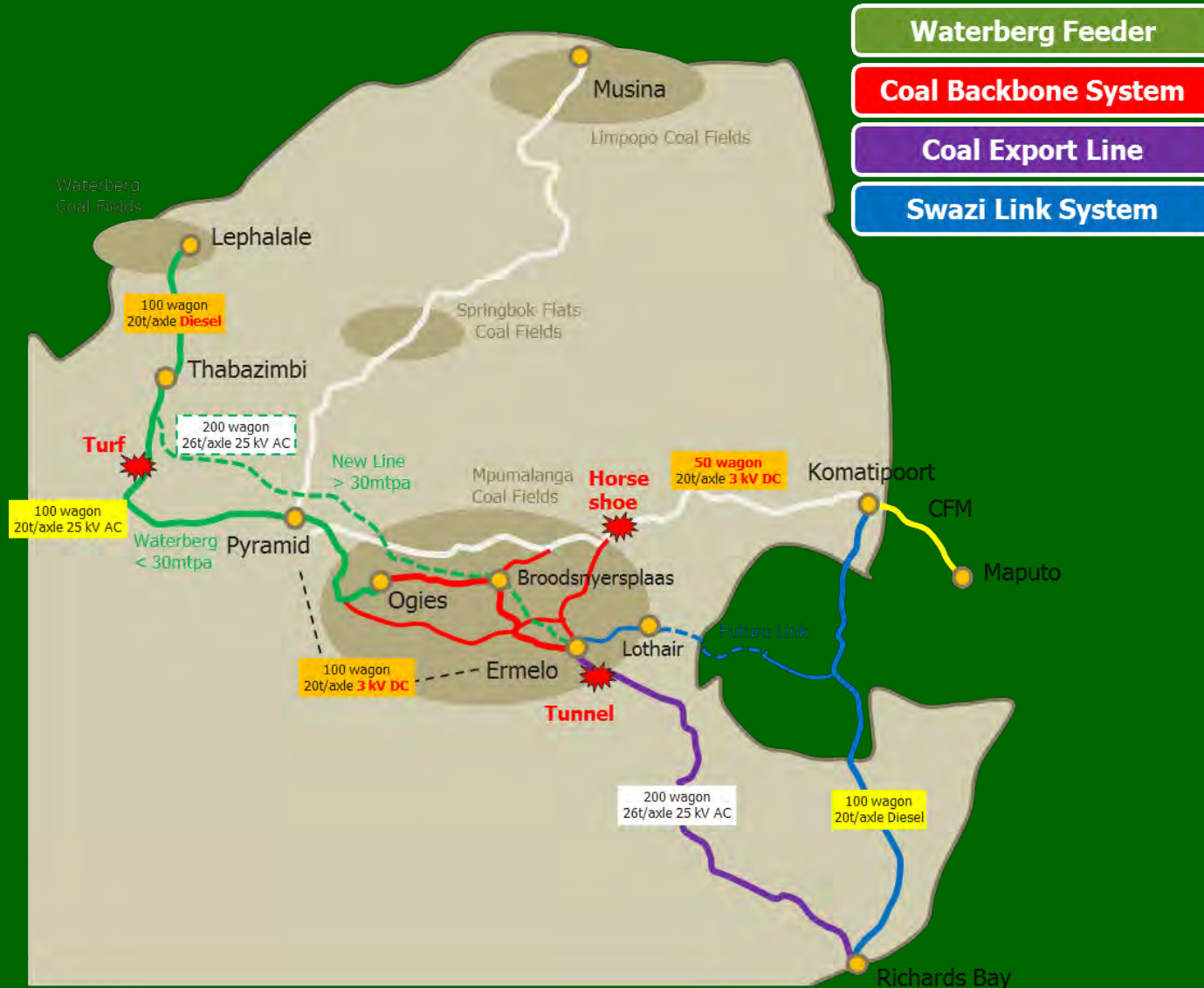
N2 UPGRADE BETWEEN MURCHISON TO MARBURG



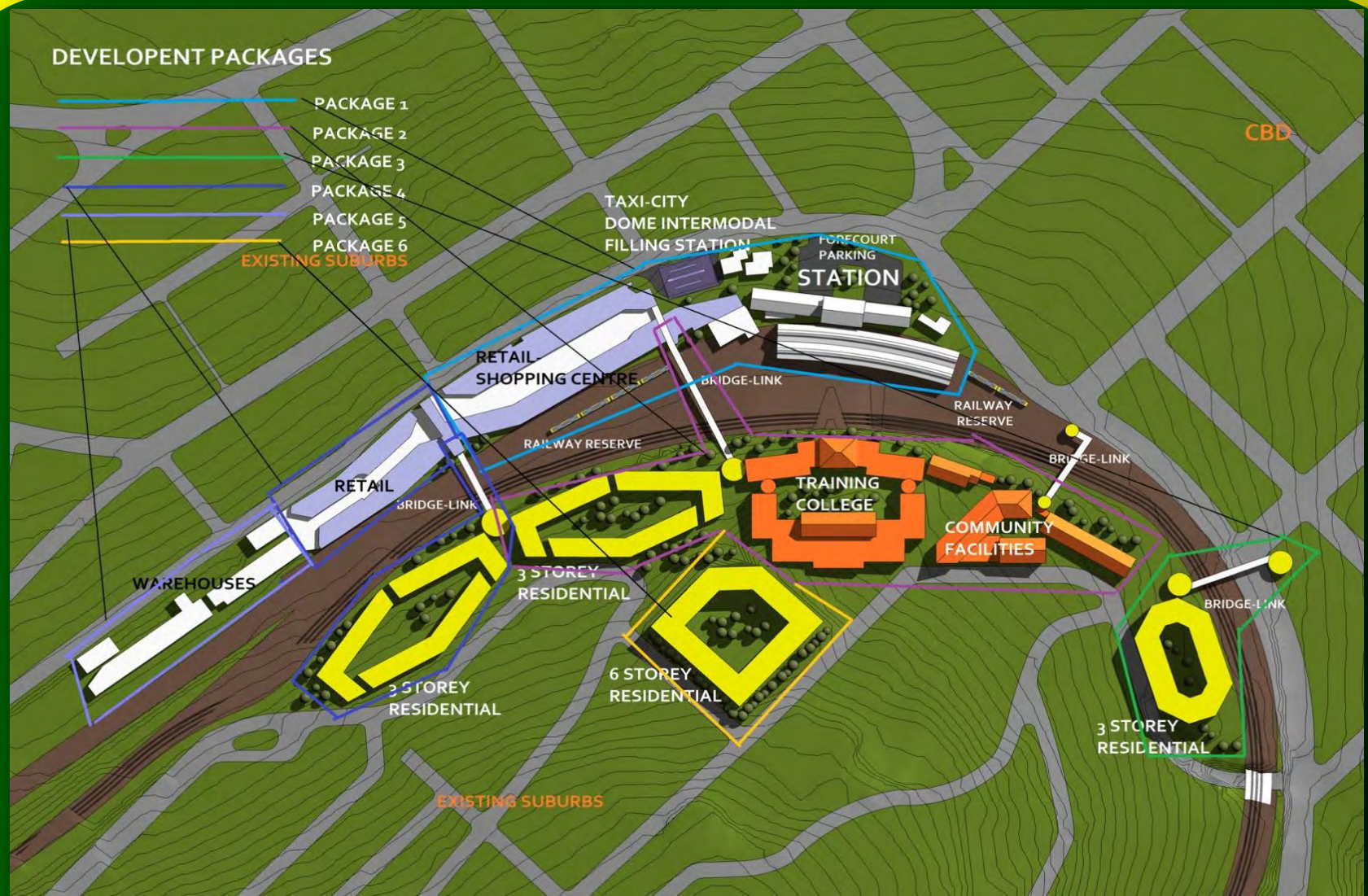
NATCOR RAIL DEVELOPMENT PLAN (SIP 2)



COAL RAIL DEVELOPMENT (SIP 1)



PIETERMARITZBURG STATION DEVELOPMENT



PRASA PROJECTS

Project Improve Public Transport Network Rationale

➤ Business Express Train between Ethekwini and Pietermaritzburg

- Completion to be confirmed. Coach-Platform alignment Issue

➤ Acceleration of the North – South rail corridor modernisation project – R 135,0 million

- Track rehabilitation will be rolled out over the next 3 years to prepare the infrastructure to operate trains at 120km per hour
- Station modernisation program of 30 stations has commenced to ensure a standard and modern identity of all stations

PRASA PROJECTS

Project Rationale Improve Public Transport Network

Project Scope

- **Re-signalling of the KZN passenger rail network – R 1,3 bn (5 years)**
 - The Bombardier Africa Alliance Consortium was appointed to undertake the project, which commenced in 2013. The scope of work of the project includes the establishment of the Durban CTC at Rossborough and the installation of interlocking systems in the Durban Region.
- **The remodelling and upgrade of Berea station as major CBD intermodal hub – R 230 million**
 - PRASA will remodel and re-develop the station. The development also includes a mall, which is being funded by a private developer

PRASA PROJECTS

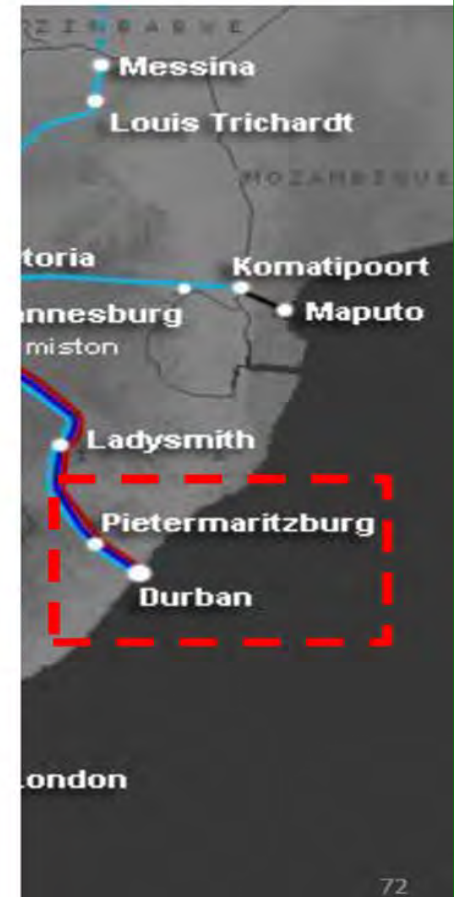
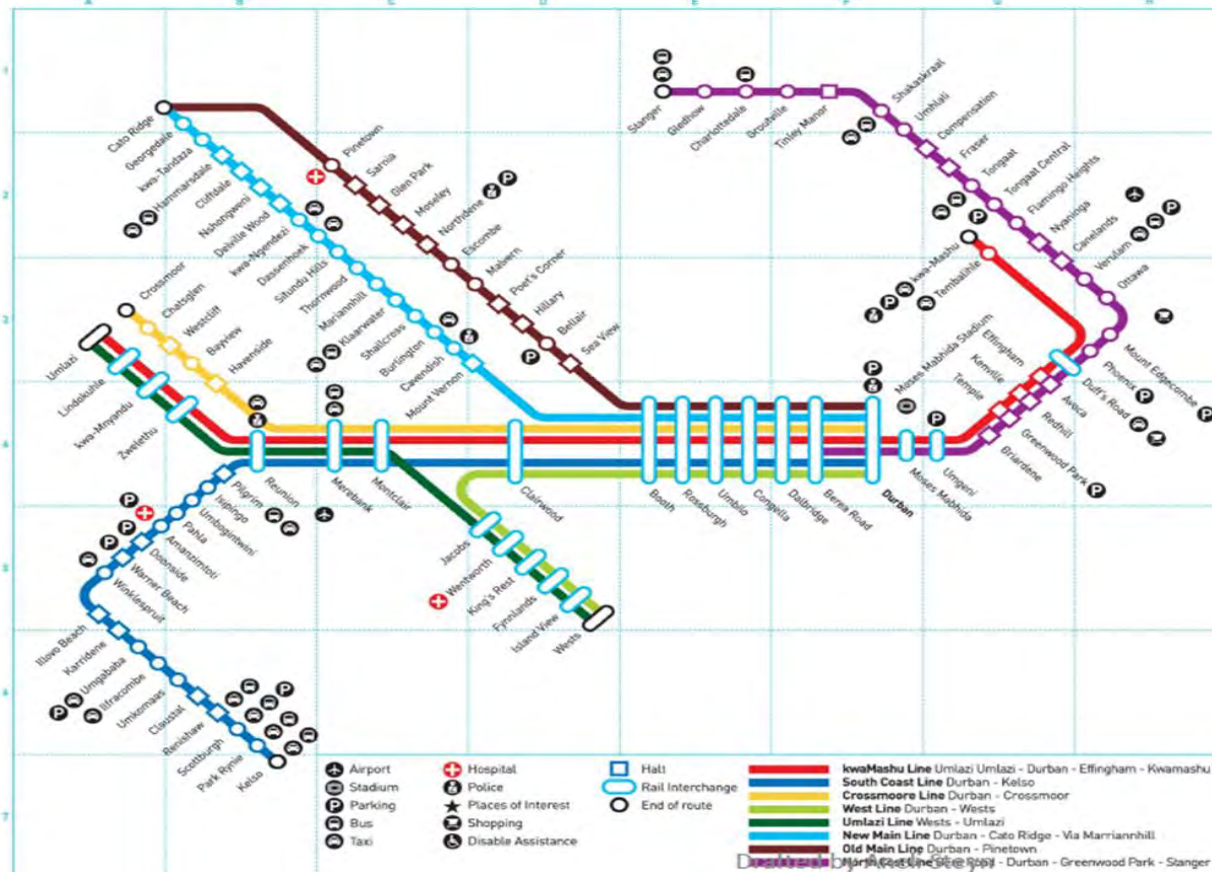
PRASA PROJECTS

Project Improve Public Transport Network
Rationale

- **Completing the Bridge City Rail Link, including new turn-around facilities with infrastructure upgrades at Dalbridge – R 1,3 billion**
 - The actual start of the service commenced on 3 Feb 2014.
 - Facility for the new Bridge City train service which is part of the project is also progressing very well at 93% completion.
- **National Station Development Program – R 200,0 million**
 - Various station upgrades and improvement projects including Duffs Road, Berea & Umlazi

PRASA PROJECTS

Railway infrastructure.



72

PRASA PROJECTS

Railway infrastructure.



GO! durban

Drafted by A



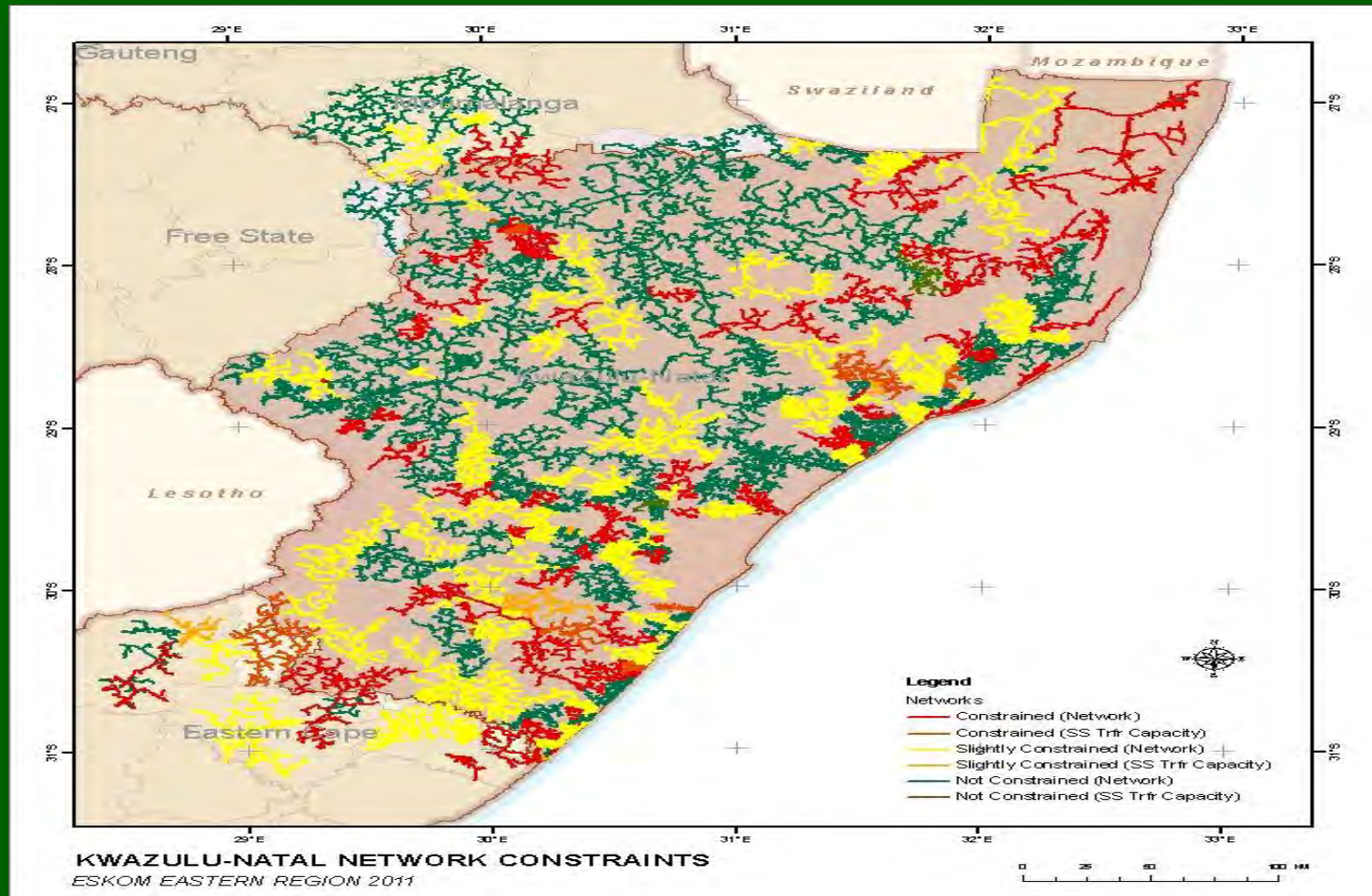
ELECTRICITY

SIP 9: Electricity Generation to support socio-economic development

To accelerate the construction of new electricity generation capacity to meet the needs of the economy and address historical imbalances.



ELECTRICITY



ESKOM BUDGET FOR KZN PROJECTS

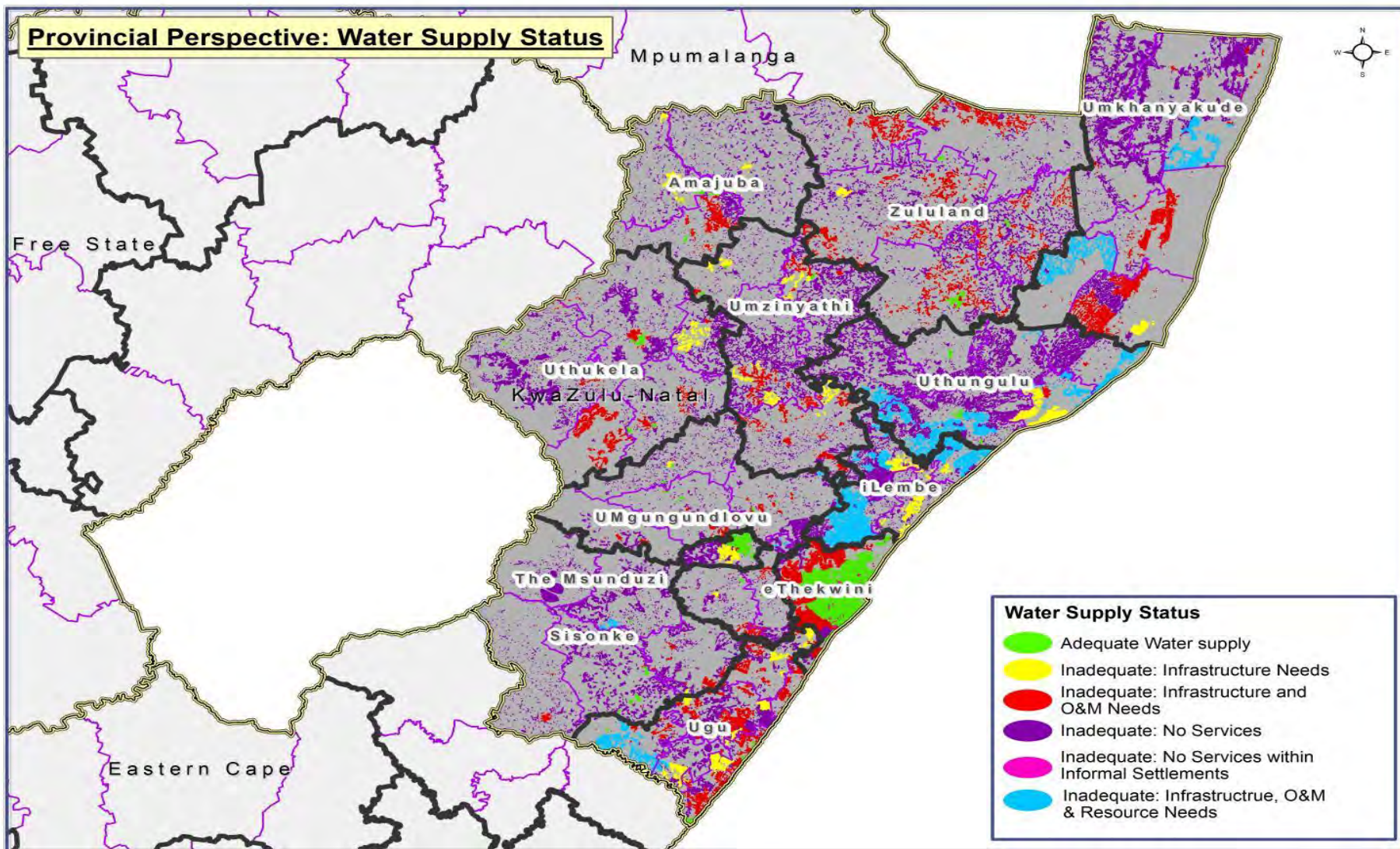
R'000	2013/14	2014/15	2015/16
Strengthening	1,276,896	879,884	931,012
Refurbishment	292,889	369,280	388,508
Reliability CAPEX	135,362	189,789	192,232
Electrification	571,594	650,140	700,000
Total	2,276,741	2,089,093	2,211,752

14 683 Km of Fibre

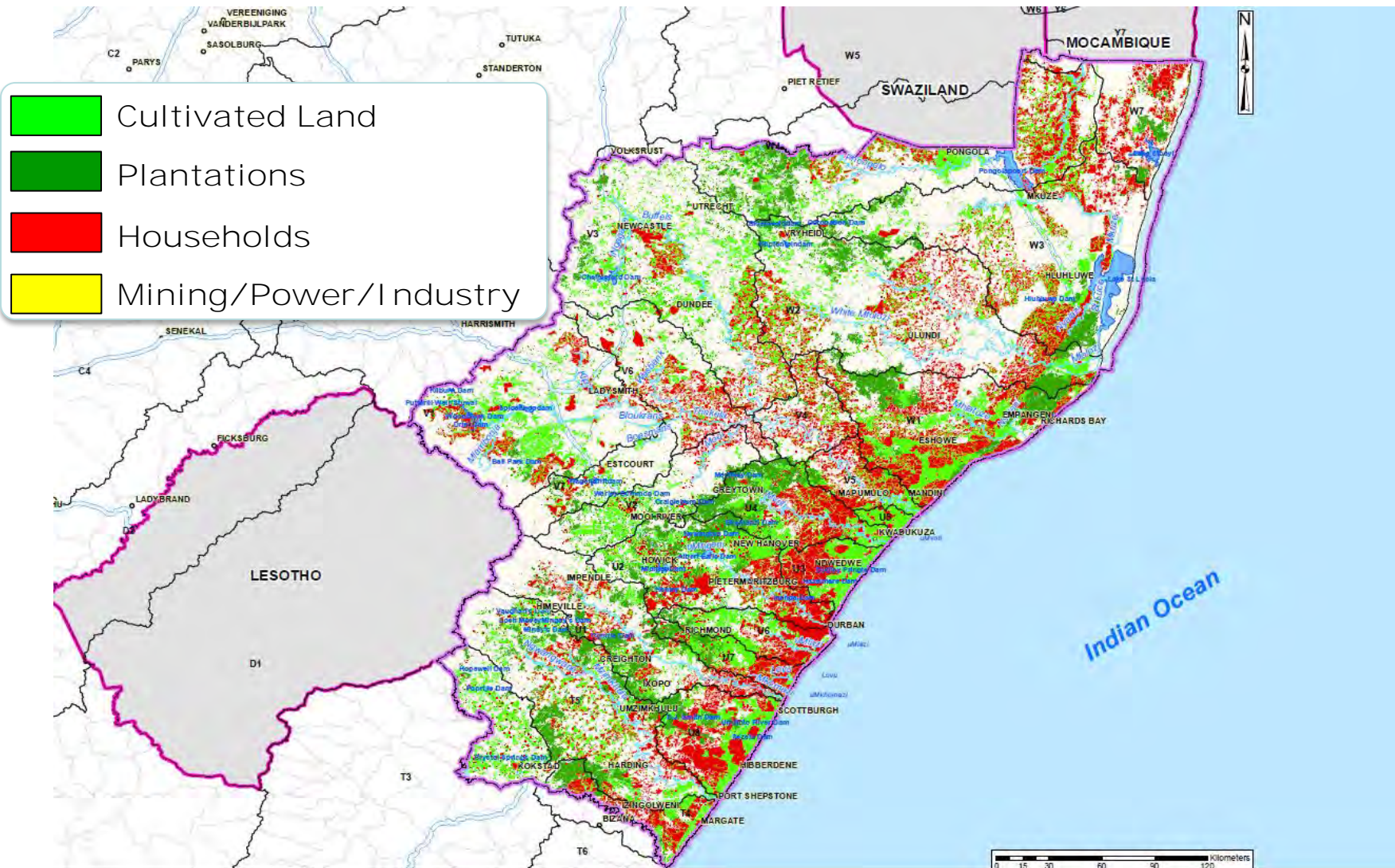
- ✓ 80% Of Provincial Fibre Optic Backbone Completed
- ✓ 1624 Schools Connected
- ✓ 85 Hospitals Connected (All)
- ✓ 119 Clinics Connected
- ✓ 254 Post Offices Connected (All)
- ✓ 129 Public Digital Access Centres (Telecentres, Libraries, Internet Cafes)

82

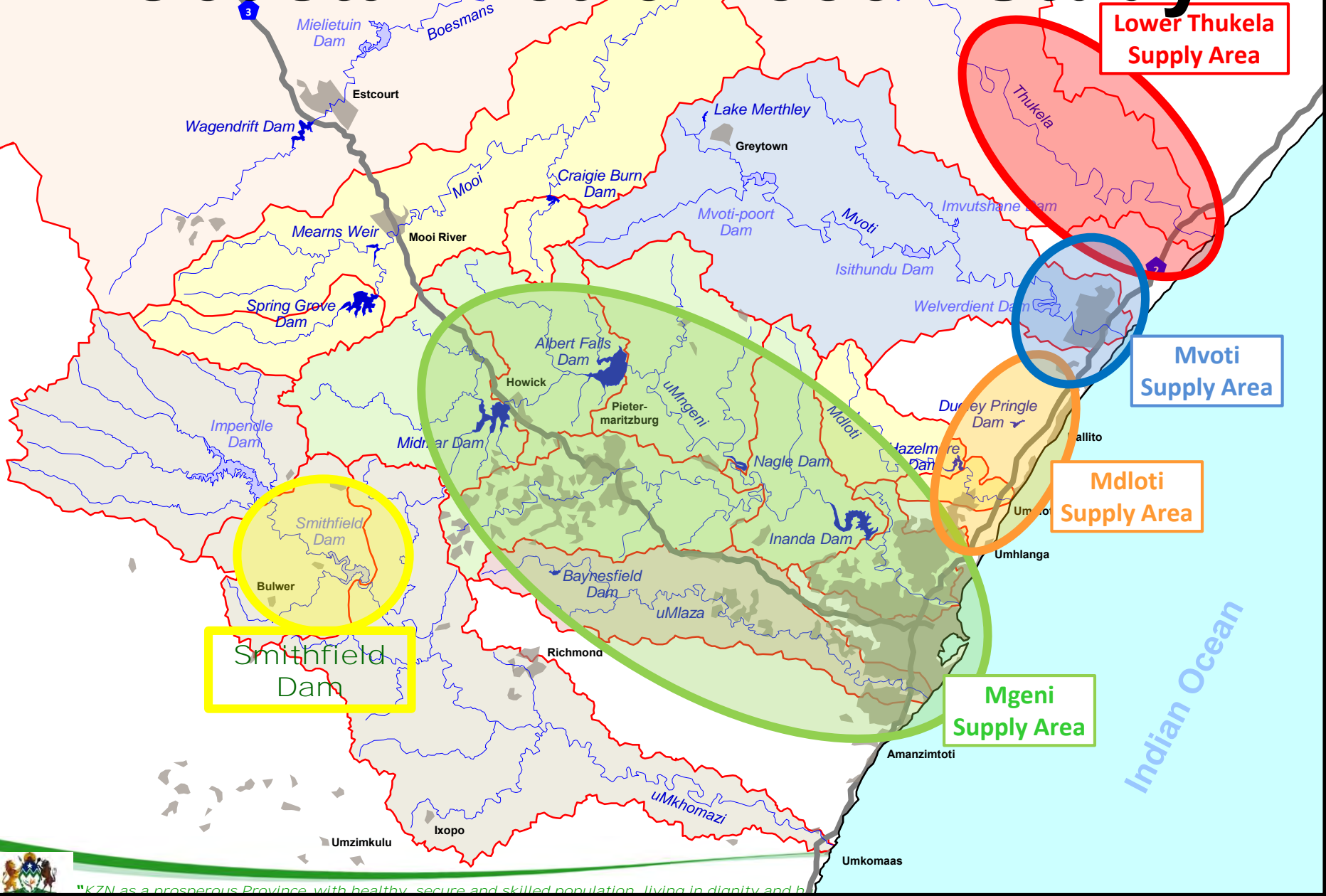
WATER AND SANITATION



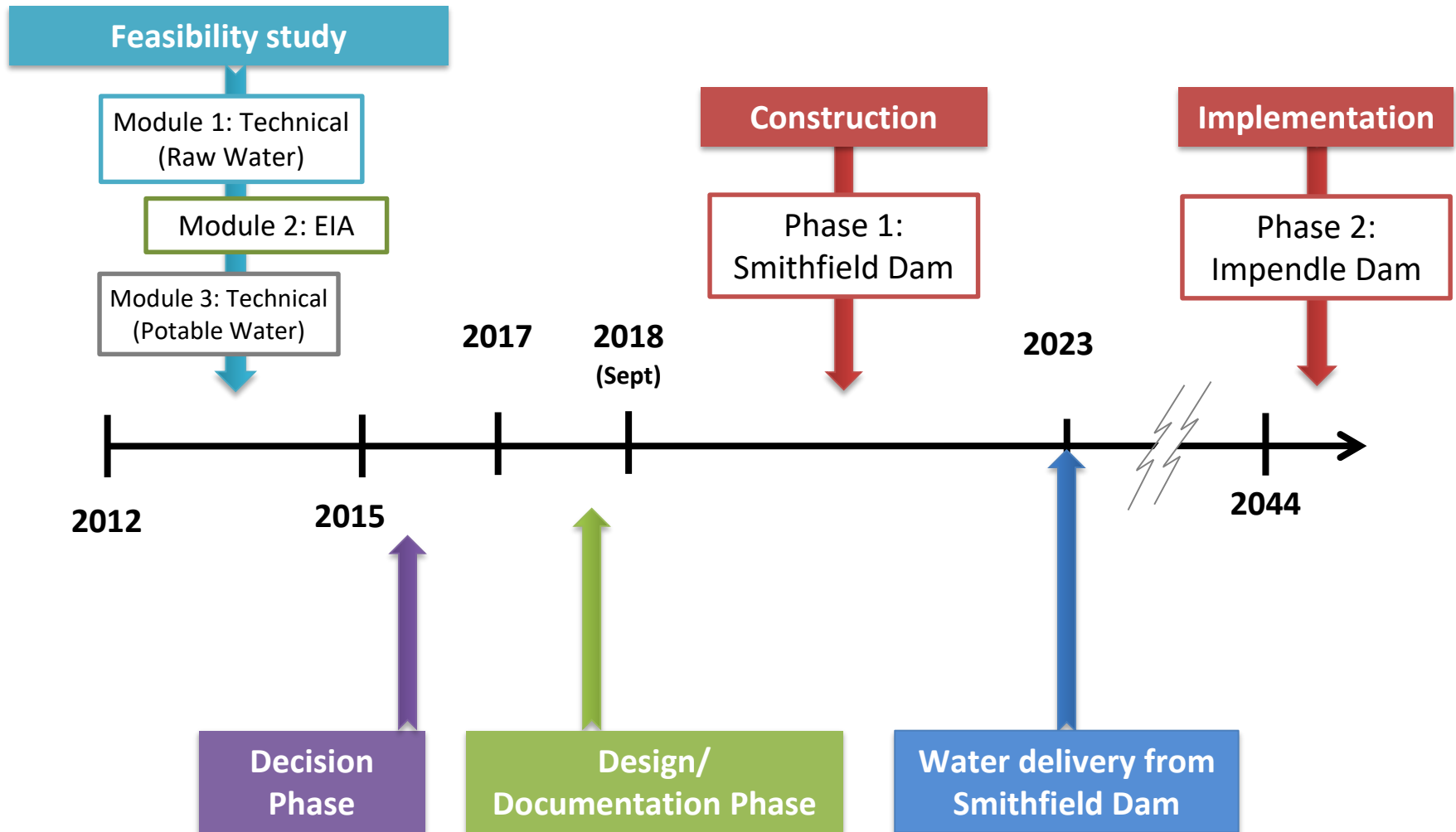
KZN PROVINCE : MAIN WATER USERS



Coastal Metro Recon Study



ETHEKWINI METRO LONG TERM WATER PLAN



EDUCATION FACILITIES

SIP 13: National School Build Programme

A national school build programme driven by uniformity in planning, procurement, contract management and provision. Replace inappropriate school structures and address basic service backlogs and provision of basic services under the Accelerated School Infrastructure Delivery Initiative.



2015/16 EDUCATION CAPITAL PROGRAMME

Sum of 2015/16 Allocation per Classification	x1000				
Classification	Projects in Construction	Planned	Management Fee	Accruals	Grand Total
New or Replaced Infrastructure Asset	R 297 097	R 27 500	R 10 285	R 16 880	R 351 762
Upgrade and Additions	R 988 028	R 297 460	R 48 090	R 204 816	R 1 538 394
Renovations, Rehabilitation or Refurbishments	R 282 184	R 96 577	R 243	R 20 492	R 399 496
Maintenance and Repairs	R 29 573	R 144 660	R 3 134	R 37 016	R 214 383
Grand Total	R 1 596 882	R 566 197	R 61 751	R 279 204	R 2 504 035



HEALTH FACILITIES

SIP 12: Revitalisation of public logistics and other health facilities

**To build and refurbish hospitals and other public health facilities;
Extensive capital expenditure to prepare the public health care system to meet the further requirements of the NHI.**



HEALTH FACILITIES

No.	Facility Name	Project Description	Start Date - Construction	Anticipated Completion date	Estimated Total Project Cost (R000')	Progress
	TOTALS	10	10	10	R 3 933 529	R
1	Dr Pixley Ka Isaka Seme Hospital	New 500 Bed Regional Hospital: Superstructure	Jan-15	Nov-18	R 2 772 351	3% Construction
2	KZN Childrens Hospital	Refurbish existing building and add new	Apr-16	Mar-16	R 300 000	25% Construction
3	Jozini CHC	Construction of a new CHC	Mar-13	Mar-15	R 268 395	99% Construction
4	Stanger Hospital	Construction of new Maternity/Neonatal Block	Apr-15	Oct-15	R 155 000	55% Construction
5	Hlabisa Hospital	Upgrade Pharmacy, OPD	Nov-15	Nov-17	R 120 000	Tender Ready
6	Natalia Building	Relocate EMS Provincial Health Operational Centre from 16th floor to Ground floor & remove wall carpet on all floors	Jun-15	Jul-16	R 102 381	Tender Adjudication
7	Madadeni Hospital	(NHI Programme) - Maintenance of Various Buildings and Electrical Installations	Oct-14	Oct-16	R 69 515	25% Construction
8	Newcastle Hospital	(NHI Programme) -Maintenance of Various Buildings and Electrical Installations	Oct-14	Oct-16	R 64 441	25% Construction
9	Northdale Hospital	Renovate Staff Accommodation	Nov-15	Nov-17	R 43 000	Tender Ready
10	Benedictine Hospital (Nursing College)	Student Nurses Accommodation (40 beds),	Apr-15	Sep-15	R 38 446	2% Construction

HUMAN SETTLEMENTS



HUMAN SETTLEMENTS

Row Labels	Sum of 2015/16Allocated BudgetR'000
Various	R 172 809
Amajuba	R 115 221
eThekwini	R 1 011 911
Harry Gwala	R 93 066
Ilembe	R 249 864
Ugu	R 192 865
uMgungundlovu	R 457 796
Umkhanyakude	R 187 669
uMzinyathi	R 141 231
uThukela	R 158 179
Uthungulu	R 250 114
Zululand	R 204 750
Grand Total	R 3 235 475

(e)

THE 9 POINT PLAN

(TO KEEP THE RATING AGENCIES AT BAY)

9 Point Plan implementation in KZN

1. **Revitalisation of the Agriculture and the agro-processing value chain.**
2. **More effective implementation of a higher-impact Industrial Policy Action Plan**
3. **Advancing beneficiation and adding value to our mineral wealth**
4. **Unlocking micro, small and medium enterprises (SMMEs), cooperatives, township and rural enterprises**
5. **Growing the ocean economy**
6. **Resolving the energy challenge**
7. **Moderating workplace conflict**
8. **Scaling up private sector participation and investment**
9. **Cross-cutters with specific focus on water, ICT, transport infrastructure, science and technology**

(f) STRATEGIC INTEGRATED PROJECTS (SIPs)

(DERIVED FROM THE NATIONAL INFRASTRUCTURE MASTER PLAN
OF THE PICC)

PRESIDENTIAL INFRASTRUCTURE CO-ORDINATING COMMISSION

No 18 STRATEGIC INTEGRATED PROJECTS

1 Unlocking the Northern Mineral Belt with Waterberg as a Catalyst

2 Durban -Free State - Gauteng Logistics and Industrial Corridor

3 South Eastern Node and Corridor Development

4 Unlock the Economic Opportunities in the North West Province

5 Saldanha - Northern Cape Development Corridor

6 Integrated Municipal Infrastructure Project

7 Integrated Urban Space and Public Transport Programme

8 Green Economy in support of the South African Economy

9 Electricity Generation to support Socio-Economic Development

10 Electricity Transmission and Distribution for all

11 Agri-logistics and Rural Infrastructure

12 Revitalisation of Public Hospitals and other Health Facilities

13 National School Build Programme

14 Higher Education Infrastructure

15 Expanding access to communication technology

16 SKA and Meerkat

17 Regional Integration for African Co-operation and Development

18 Water and Sanitation

7. 2022 AS MAJOR MILESTONE TOWARDS 2035

2022 COMMONWEALTH GAMES



It's Africa's turn to host its sons and daughters for the first time on home soil, in the city where Nelson Mandela chose to cast his first vote. Let Durban be the first African city to host the Commonwealth Games

2022 COMMONWEALTH GAMES



CORNUBIA ATHLETES VILLAGE





Siyabonga - Thank You

***“Working Together to achieve
KZN Vision 2035”***

***For South Africa to work,
KZN must work***

www.kznppc.gov.za