



CITY OF CAPE TOWN  
ISIXEKO SASEKAPA  
STAD KAAPSTAD

## The 3<sup>rd</sup> State of the South African Construction Industry Seminar

Melvyn Govender



Making progress possible. **Together.**

# What does BIM mean to the City of Cape Town?



life cycle

approve

fuel

load shed



quality



performance



reliability



safety



# What are the key drivers for BIM adoption?

---

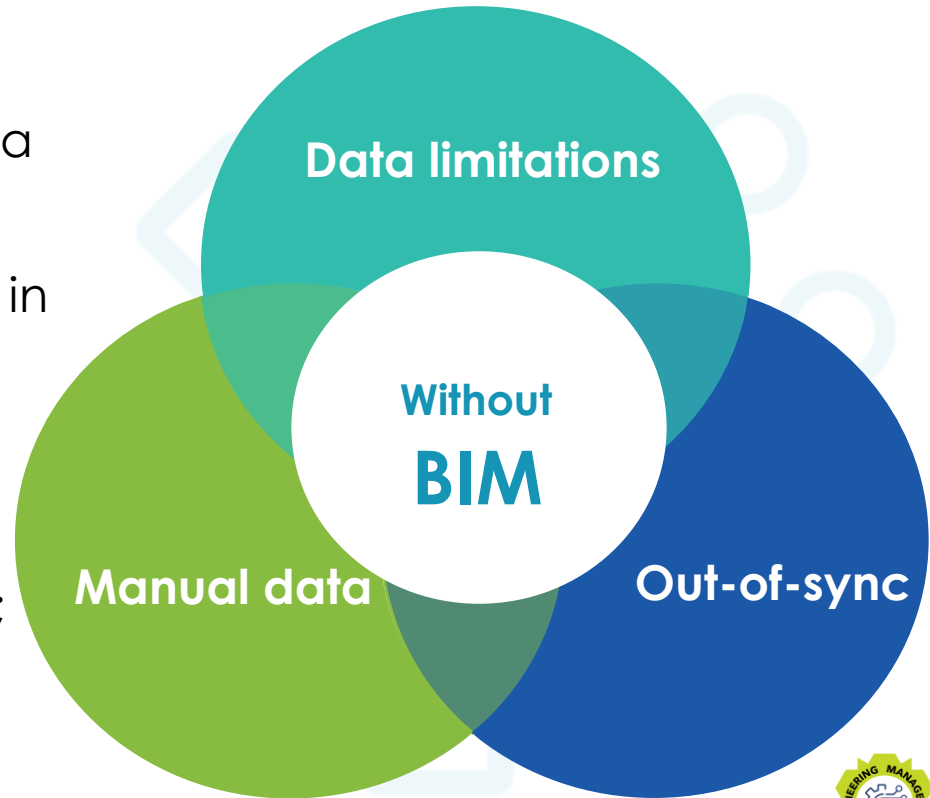
- + Asset information for asset management systems – Avoid manual loading;
- + Effective engagement with stakeholders – Better design visualisation;
- + Cost saving in design and construction – Better design coordination;
- + Time and quality control in construction – Effective construction monitoring;
- + Reproducibility – Standard models and families to enable reproduction of designs.



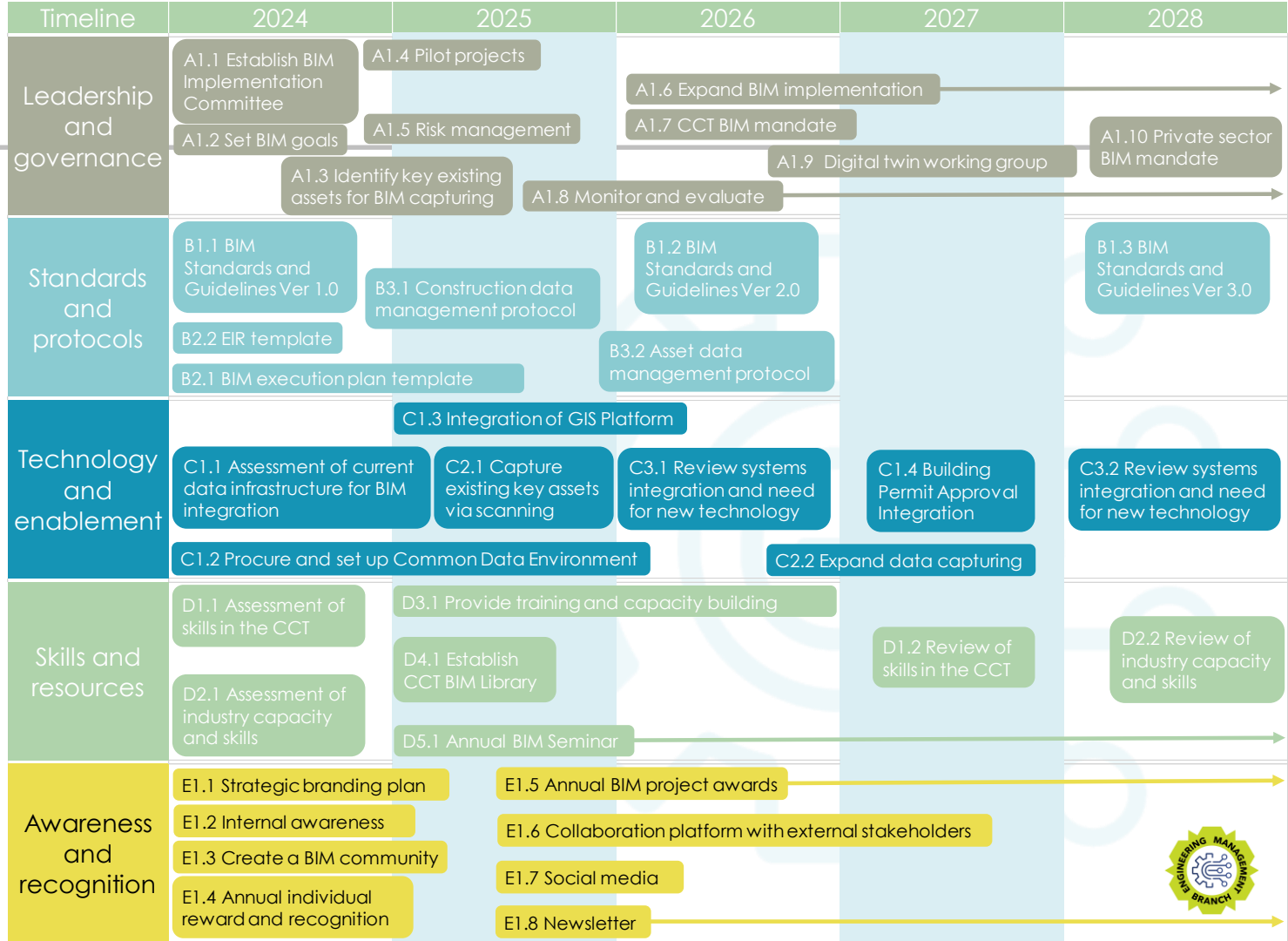
# What are the risks of not adopting BIM?

---

- ✦ Inability to utilise technology and data analytics to improve asset creation and management – data limitations;
- ✦ Increased manual data handling in an ever-digitalising world;
- ✦ Being “out-of-sync” with the construction industry players;
- ✦ Increased building lifecycle costs;
- ✦ Missing the IR4 bus.



# Roadmap



# Implementation framework



## BIM IMPLEMENTATION FRAMEWORK

Engineering Management Branch

Making progress possible. Together.

## 4 DATA AND TECHNOLOGY

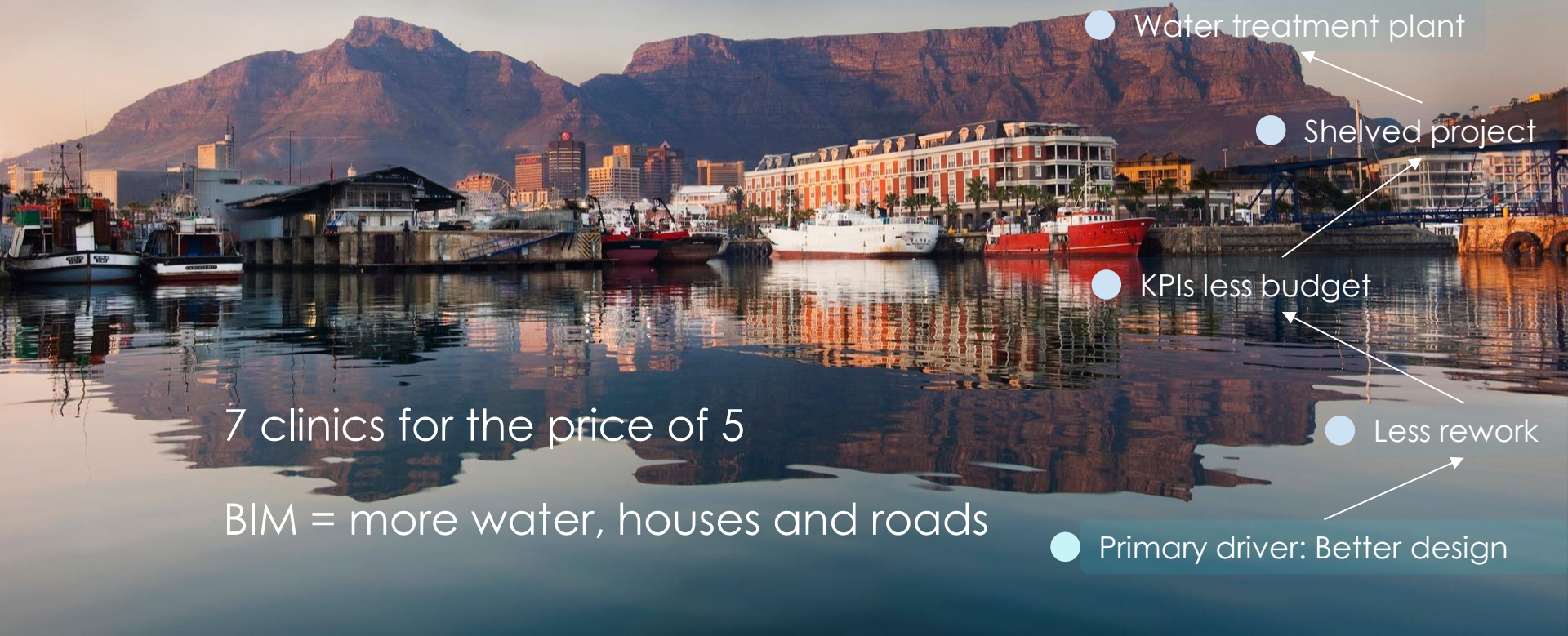
### 4.1 Assessment of current data infrastructure for BIM integration

Assessing the current data infrastructure for BIM integration involves evaluating the existing systems, tools, and processes in place to manage and exchange project data. Here are the steps to assess the current data infrastructure for BIM integration:

1. Identify the key stakeholders involved in data management and BIM integration within CCT or project. This may include project managers, IT personnel, BIM coordinators, data managers, and relevant team members.
2. Clearly define the goals and objectives of the assessment. Determine what the CCT aim to achieve by evaluating the current data infrastructure for BIM integration. Common goals may include identifying gaps, assessing compatibility with BIM processes, and identifying areas for improvement.
3. Evaluate data management systems currently used within the organization. This includes reviewing the software applications, databases, file storage systems, software licenses, and collaboration platforms utilized for managing project data. Evaluate their capabilities, compatibility with BIM software, and integration options.
4. Assess data exchange processes by evaluating how data is exchanged and shared between different stakeholders throughout the project lifecycle. Identify the methods and protocols used for data exchange, such as file formats, naming conventions, and data validation procedures. Assess the efficiency, accuracy, and security of these processes.
5. Identify any challenges or limitations in the current data infrastructure that may hinder effective BIM integration. This may include issues related to software compatibility, data interoperability, version control, or data security. Understand the pain points and limitations of the existing infrastructure.



# Why should we adopt BIM?



● BIM = More water

● Water treatment plant

● Shelved project

● KPIs less budget

● Less rework


● Primary driver: Better design

7 clinics for the price of 5

BIM = more water, houses and roads

“ The price of anything is the amount of life you exchange for it.

- Henry David Thoreau







CITY OF CAPE TOWN  
ISIXEKO SASEKAPA  
STAD KAAPSTAD

Thank You



Making progress possible. Together.